

- CPU Benchmarks
- Video Card Benchmarks
- Hard Drive Benchmarks
- Memory Benchmarks
- PC Benchmarks
- Software Marketshare
- Database Benchmarks
- Android Benchmarks
- iOS Benchmarks


CPU Benchmarks


Over 1,000,000 CPUs Benchmarked

CPU List

Below is an alphabetical list of all CPU types that appear in the charts. Clicking on a specific processor name will take you to the chart it appears in and will highlight it for you. Results below are for [Single CPU Systems](#) only. For [Multiple CPU Systems](#), results can be found on the CPU Mega List page.

Find CPU


 **CPUS**

 **High End**

High Mid Range


Low Mid Range

Low End

 **Best Value (On Market)**

Best Value XY Scatter


Best Value (All time)

 **New Desktop**

New Laptop

New Server

New Mobile

 **Single Thread**

Systems with Multiple CPUs

Overclocked

Power Performance

CPU Mark by Socket Type

Cross-Platform CPU Performance

Top Gaming CPUs

Column

CPU Name	CPU Mark (higher is better)	Rank (lower is better)	CPU Value (higher is better)	Price (USD)
AArch64	833	4111	NA	NA
AArch64 rev 2 (aarch64)	2,409	2891	NA	NA
AArch64 rev 4 (aarch64)	1,813	3263	NA	NA
AC8257V/WAB	788	4162	NA	NA
AC8259V/WAB	910	4020	NA	NA
Allwinner A133	670	4310	NA	NA
Allwinner A523	1,922	3183	NA	NA
Allwinner A527	2,297	2953	NA	NA
Allwinner A733	3,392	2419	NA	NA
Allwinner H618	623	4366	NA	NA
Allwinner h728	1,940	3176	NA	NA
AMD 3015Ce	2,099	3075	NA	NA
AMD 3015e	2,652	2748	NA	NA
AMD 3020e	2,413	2886	NA	NA
AMD 4700S	17,734	838	NA	NA
AMD A4 Micro-6400T APU	1,082	3845	NA	NA
AMD A4 PRO-3340B	1,709	3331	NA	NA

Single CPU Systems

Last updated on the 26th of March 2025

CPU Mega List		CPU Name			CPU Mark (higher is better)	Rank (lower is better)	CPU Value (higher is better)	Price (USD)
Search Model								
CPU Benchmarks	Video Card Benchmarks	Hard Drive Benchmarks	Memory Benchmarks	PC Benchmarks	Software Marketshare	Database Benchmarks	Android Benchmarks	iOS Benchmarks
★ Common Most Benchmarked	AMD A4-1200 APU				375	4643	NA	NA
	AMD A4-1250 APU				418	4583	NA	NA
	AMD A4-1350 APU				911	4018	NA	NA
📈 AMD vs Intel Market Share Year on Year Performance	AMD A4-3300 APU				942	3989	16.65	\$56.61
	AMD A4-3300M APU				714	4255	23.81	\$29.99*
AMD A4-3305M APU					755	4205	36.28	\$20.81*
AMD A4-3310MX APU					782	4171	NA	NA
AMD A4-3320M APU					668	4314	17.12	\$39.00*
AMD A4-3330MX APU					756	4203	NA	NA
AMD A4-3400 APU					1,089	3834	13.63	\$79.95
AMD A4-3420 APU					1,067	3867	7.84	\$136.00*
AMD A4-4000 APU					1,152	3777	57.73	\$19.95*
AMD A4-4020 APU					1,268	3657	12.04	\$105.37*
AMD A4-4300M APU					992	3940	33.23	\$29.86*
AMD A4-4355M APU					806	4138	NA	NA
AMD A4-5000 APU					1,287	3639	NA	NA
AMD A4-5050 APU					1,328	3603	NA	NA
AMD A4-5100 APU					1,260	3665	NA	NA
AMD A4-5150M APU					957	3969	NA	NA
AMD A4-5300 APU					1,365	3579	50.64	\$26.95*
AMD A4-5300B APU					1,254	3671	48.33	\$25.95*
AMD A4-6210 APU					1,502	3489	NA	NA
AMD A4-6250J APU					1,671	3357	NA	NA
AMD A4-6300 APU					1,422	3543	33.84	\$42.02
AMD A4-6300B APU					1,328	3604	47.51	\$27.95*
AMD A4-6320 APU					1,530	3466	21.86	\$69.99*
AMD A4-7210 APU					1,660	3367	NA	NA
AMD A4-7300 APU					1,534	3462	83.05	\$18.47*
AMD A4-9120					1,216	3706	NA	NA
AMD A4-9120C					864	4073	NA	NA
AMD A4-9120e					860	4077	NA	NA
AMD A4-9125					1,210	3713	NA	NA

CPU Name					CPU Mark (higher is better)	Rank (lower is better)	CPU Value (higher is better)	Price (USD)
CPU Benchmarks	Video Card Benchmarks	Hard Drive Benchmarks	Memory Benchmarks	PC Benchmarks	Software Marketshare	Database Benchmarks	Android Benchmarks	iOS Benchmarks
<u>AMD A6 PRO-7400B</u>					1,640	3378	NA	NA
<u>AMD A6-1450 APU</u>					1,072	3857	NA	NA
<u>AMD A6-3400M APU</u>					1,221	3700	49.93	\$24.45*
<u>AMD A6-3410MX APU</u>					1,270	3655	318.39	\$3.99*
<u>AMD A6-3420M APU</u>					1,299	3627	NA	NA
<u>AMD A6-3430MX APU</u>					1,389	3564	NA	NA
<u>AMD A6-3500 APU</u>					1,439	3523	23.89	\$60.23
<u>AMD A6-3600 APU</u>					1,697	3340	68.02	\$24.95*
<u>AMD A6-3620 APU</u>					1,869	3223	83.09	\$22.49*
<u>AMD A6-3650 APU</u>					2,086	3082	16.29	\$128.00*
<u>AMD A6-3670 APU</u>					2,181	3034	39.68	\$54.95*
<u>AMD A6-4400M APU</u>					1,000	3931	40.07	\$24.95
<u>AMD A6-4455M APU</u>					792	4158	NA	NA
<u>AMD A6-5200 APU</u>					1,667	3360	NA	NA
<u>AMD A6-5345M APU</u>					1,122	3802	NA	NA
<u>AMD A6-5350M APU</u>					1,205	3716	36.40	\$33.12*
<u>AMD A6-5357M APU</u>					1,165	3760	NA	NA
<u>AMD A6-5400B APU</u>					1,459	3508	50.43	\$28.94*
<u>AMD A6-5400K APU</u>					1,274	3651	25.99	\$49.04*
<u>AMD A6-6310 APU</u>					1,675	3353	NA	NA
<u>AMD A6-6400B APU</u>					1,616	3396	NA	NA
<u>AMD A6-6400K APU</u>					1,508	3486	20.11	\$75.00*
<u>AMD A6-6420B APU</u>					1,550	3449	NA	NA
<u>AMD A6-6420K APU</u>					1,565	3435	10.43	\$149.99*
<u>AMD A6-7000</u>					1,010	3924	NA	NA
<u>AMD A6-7310 APU</u>					1,724	3325	NA	NA
<u>AMD A6-7400K APU</u>					1,638	3379	19.22	\$85.23*
<u>AMD A6-7470K</u>					1,799	3274	20.22	\$89.00*
<u>AMD A6-7480</u>					1,812	3264	52.05	\$34.82*
<u>AMD A6-8500P</u>					1,445	3520	NA	NA
<u>AMD A6-8550</u>					1,762	3306	NA	NA
<u>AMD A6-9200</u>					1,149	3782	NA	NA

CPU Name				CPU Mark (higher is better)	Rank (lower is better)	CPU Value (higher is better)	Price (USD)
Hard Drive Benchmarks	Memory Benchmarks	PC Benchmarks	Software Marketshare	Database Benchmarks	Android Benchmarks	iOS Benchmarks	
AMD A6-9220C				1,053	3879	NA	NA
AMD A6-9220e				966	3964	NA	NA
AMD A6-9225				1,337	3599	NA	NA
AMD A6-9230				1,303	3625	NA	NA
AMD A6-9400				2,717	2717	NA	NA
AMD A6-9500				1,879	3220	37.57	\$50.00*
AMD A6-9500E				1,725	3324	30.08	\$57.36*
AMD A8 PRO-7150B APU				1,528	3468	NA	NA
AMD A8 PRO-7600B APU				2,976	2609	NA	NA
AMD A8-3500M APU				1,397	3559	23.30	\$59.95*
AMD A8-3510MX APU				1,631	3384	21.15	\$77.11*
AMD A8-3520M APU				1,452	3514	26.40	\$55.00*
AMD A8-3530MX APU				1,608	3400	NA	NA
AMD A8-3550MX APU				1,687	3349	NA	NA
AMD A8-3800 APU				2,041	3107	51.04	\$40.00*
AMD A8-3820 APU				2,185	3029	48.60	\$44.95*
AMD A8-3850 APU				2,390	2897	31.87	\$75.00*
AMD A8-3870K APU				2,335	2934	34.31	\$68.04*
AMD A8-4500M APU				1,691	3346	35.22	\$48.02
AMD A8-4555M APU				1,344	3596	NA	NA
AMD A8-5500 APU				2,610	2773	44.27	\$58.95*
AMD A8-5500B APU				2,584	2784	52.70	\$49.04*
AMD A8-5545M APU				1,620	3392	NA	NA
AMD A8-5550M APU				1,811	3266	NA	NA
AMD A8-5557M APU				1,801	3273	NA	NA
AMD A8-5600K APU				2,859	2658	41.43	\$69.01
AMD A8-6410 APU				1,768	3303	NA	NA
AMD A8-6500 APU				2,828	2673	101.74	\$27.80*
AMD A8-6500B APU				2,879	2651	57.64	\$49.95*
AMD A8-6500T APU				1,983	3150	33.07	\$59.95*
AMD A8-6600K APU				3,002	2592	34.11	\$88.02
AMD A8-7050				1,086	3838	NA	NA

CPU Name					CPU Mark (higher is better)	Rank (lower is better)	CPU Value (higher is better)	Price (USD)
CPU Benchmarks	Video Card Benchmarks	Hard Drive Benchmarks	Memory Benchmarks	PC Benchmarks	Software Marketshare	Database Benchmarks	Android Benchmarks	iOS Benchmarks
AMD A8-7410 APU					1,822	3256	NA	NA
AMD A8-7500					3,411	2410	NA	NA
AMD A8-7600 APU					3,211	2508	13.11	\$244.96*
AMD A8-7650K					3,127	2539	82.30	\$37.99*
AMD A8-7670K					3,213	2507	14.54	\$220.98*
AMD A8-7680					3,570	2357	97.20	\$36.73*
AMD A8-7690K					2,157	3047	NA	NA
AMD A8-8600P					2,464	2849	NA	NA
AMD A8-8650					2,996	2595	NA	NA
AMD A8-9600					3,307	2460	29.40	\$112.49*
AMD A9-9400					1,318	3615	NA	NA
AMD A9-9410					1,538	3457	NA	NA
AMD A9-9420					1,519	3480	NA	NA
AMD A9-9420e					1,108	3813	NA	NA
AMD A9-9425					1,525	3474	NA	NA
AMD A9-9430					1,699	3337	NA	NA
AMD A9-9820					3,938	2244	NA	NA
AMD A10 Micro-6700T APU					1,426	3536	NA	NA
AMD A10 PRO-7350B APU					1,867	3225	NA	NA
AMD A10 PRO-7800B APU					3,311	2458	NA	NA
AMD A10 PRO-7850B APU					3,441	2396	23.25	\$148.02*
AMD A10-4600M APU					1,940	3175	26.94	\$72.02*
AMD A10-4655M APU					1,651	3374	NA	NA
AMD A10-4657M APU					1,759	3308	NA	NA
AMD A10-5700 APU					2,737	2706	40.23	\$68.02*
AMD A10-5745M APU					1,775	3298	NA	NA
AMD A10-5750M APU					2,040	3109	26.14	\$78.02
AMD A10-5757M APU					1,996	3142	NA	NA
AMD A10-5800B APU					3,049	2572	67.77	\$44.99*
AMD A10-5800K APU					2,955	2618	37.87	\$78.02*
AMD A10-6700 APU					3,113	2547	31.76	\$98.02*
AMD A10-6700T APU					2,299	2951	26.12	\$88.02

CPU Name					CPU Mark (higher is better)	Rank (lower is better)	CPU Value (higher is better)	Price (USD)
CPU Benchmarks	Video Card Benchmarks	Hard Drive Benchmarks	Memory Benchmarks	PC Benchmarks	Software Marketshare	Database Benchmarks	Android Benchmarks	iOS Benchmarks
<u>AMD A10-6800K APU</u>					3,188	2516	29.52	\$108.02
<u>AMD A10-7300 APU</u>					1,747	3311	NA	NA
<u>AMD A10-7400P</u>					2,100	3074	NA	NA
<u>AMD A10-7700K APU</u>					3,208	2510	25.06	\$128.02
<u>AMD A10-7800 APU</u>					3,209	2509	107.01	\$29.99*
<u>AMD A10-7850K APU</u>					3,392	2420	25.13	\$134.99
<u>AMD A10-7860K</u>					3,286	2470	62.16	\$52.87*
<u>AMD A10-7870K</u>					3,494	2382	6.76	\$517.20*
<u>AMD A10-7890K</u>					3,538	2365	25.98	\$136.17*
<u>AMD A10-8700P</u>					2,252	2986	NA	NA
<u>AMD A10-8750</u>					3,230	2499	NA	NA
<u>AMD A10-8850</u>					3,438	2397	NA	NA
<u>AMD A10-9600P</u>					2,346	2927	NA	NA
<u>AMD A10-9620P</u>					2,521	2828	NA	NA
<u>AMD A10-9630P</u>					2,946	2621	NA	NA
<u>AMD A10-9700</u>					3,553	2360	118.49	\$29.99*
<u>AMD A10-9700E</u>					3,235	2494	36.31	\$89.09*
<u>AMD A12-9700P</u>					2,448	2865	NA	NA
<u>AMD A12-9720P</u>					2,640	2755	NA	NA
<u>AMD A12-9730P</u>					3,027	2578	NA	NA
<u>AMD A12-9800</u>					3,672	2329	66.77	\$55.00*
<u>AMD A12-9800E</u>					3,471	2389	25.15	\$138.02*
<u>AMD Athlon64 X2 Dual Core 4600+</u>					803	4143	NA	NA
<u>AMD Athlon 64 2000+</u>					154	4961	NA	NA
<u>AMD Athlon 64 2600+</u>					243	4823	NA	NA
<u>AMD Athlon 64 2800+</u>					295	4752	2.95	\$99.99*
<u>AMD Athlon 64 3000+</u>					334	4697	16.68	\$20.00*
<u>AMD Athlon 64 3100+</u>					484	4522	NA	NA
<u>AMD Athlon 64 3200+</u>					305	4740	2.03	\$149.95*
<u>AMD Athlon 64 3300+</u>					375	4644	NA	NA
<u>AMD Athlon 64 3400+</u>					317	4718	3.17	\$99.95*
<u>AMD Athlon 64 3500+</u>					377	4642	4.71	\$79.95*

CPU Name					CPU Mark (higher is better)	Rank (lower is better)	CPU Value (higher is better)	Price (USD)
CPU Benchmarks	Video Card Benchmarks	Hard Drive Benchmarks	Memory Benchmarks	PC Benchmarks	Software Marketshare	Database Benchmarks	Android Benchmarks	iOS Benchmarks
<u>AMD Athlon 64 4000+</u>					340	4679	3.40	\$99.95*
<u>AMD Athlon 64 FX-55</u>					404	4605	6.22	\$65.00*
<u>AMD Athlon 64 FX-57</u>					517	4489	NA	NA
<u>AMD Athlon 64 FX-59</u>					465	4540	NA	NA
<u>AMD Athlon 64 FX-60 Dual Core</u>					709	4263	NA	NA
<u>AMD Athlon 64 FX-62 Dual Core</u>					993	3938	3.97	\$250.00
<u>AMD Athlon 64 FX-74</u>					972	3959	1.95	\$499.50*
<u>AMD Athlon 64 X2 Dual Core 3400+</u>					531	4473	NA	NA
<u>AMD Athlon 64 X2 Dual Core 3600+</u>					633	4356	9.27	\$68.25*
<u>AMD Athlon 64 X2 Dual Core 3800+</u>					629	4361	NA	NA
<u>AMD Athlon 64 X2 Dual Core 4000+</u>					692	4283	NA	NA
<u>AMD Athlon 64 X2 Dual Core 4200+</u>					731	4235	6.65	\$109.95*
<u>AMD Athlon 64 X2 Dual Core 4400+</u>					671	4309	2.25	\$298.95*
<u>AMD Athlon 64 X2 Dual Core 4600+</u>					720	4249	2.06	\$349.95*
<u>AMD Athlon 64 X2 Dual Core 4800+</u>					708	4264	4.72	\$149.95*
<u>AMD Athlon 64 X2 Dual Core 5000+</u>					800	4146	2.41	\$331.49*
<u>AMD Athlon 64 X2 Dual Core 5200+</u>					850	4090	14.16	\$60.00*
<u>AMD Athlon 64 X2 Dual Core 5400+</u>					907	4026	17.11	\$52.99*
<u>AMD Athlon 64 X2 Dual Core 5600+</u>					909	4023	8.48	\$107.21*
<u>AMD Athlon 64 X2 Dual Core 5800+</u>					653	4335	21.81	\$29.95*
<u>AMD Athlon 64 X2 Dual Core 6000+</u>					936	3995	24.31	\$38.50*
<u>AMD Athlon 64 X2 Dual Core 6400+</u>					982	3953	3.93	\$249.95*
<u>AMD Athlon 64 X2 Dual Core BE-2300</u>					594	4395	NA	NA
<u>AMD Athlon 64 X2 Dual Core BE-2350</u>					573	4419	NA	NA
<u>AMD Athlon 64 X2 Dual-Core TK-42</u>					577	4417	NA	NA
<u>AMD Athlon 64 X2 Dual-Core TK-53</u>					602	4387	NA	NA
<u>AMD Athlon 64 X2 Dual-Core TK-55</u>					518	4487	7.13	\$72.74*
<u>AMD Athlon 64 X2 Dual-Core TK-57</u>					653	4332	NA	NA
<u>AMD Athlon 64 X2 QL-60</u>					652	4336	NA	NA
<u>AMD Athlon 64 X2 QL-62</u>					525	4482	NA	NA
<u>AMD Athlon 64 X2 QL-64</u>					633	4355	NA	NA
<u>AMD Athlon 64 X2 QL-65</u>					637	4353	28.95	\$22.00*

CPU Name					CPU Mark (higher is better)	Rank (lower is better)	CPU Value (higher is better)	Price (USD)
CPU Benchmarks	Video Card Benchmarks	Hard Drive Benchmarks	Memory Benchmarks	PC Benchmarks	Software Marketshare	Database Benchmarks	Android Benchmarks	iOS Benchmarks
AMD Athlon 200GE					4,099	2203	33.08	\$123.89*
AMD Athlon 220GE					4,429	2117	36.28	\$122.10*
AMD Athlon 240GE					4,539	2092	46.19	\$98.27*
AMD Athlon 300GE					4,299	2149	NA	NA
AMD Athlon 300U					3,872	2266	NA	NA
AMD Athlon 320GE					4,399	2124	NA	NA
AMD Athlon 1500+					191	4909	NA	NA
AMD Athlon 1640B					412	4592	8.23	\$50.00*
AMD Athlon 2650e					274	4784	14.43	\$19.00*
AMD Athlon 2800+					291	4759	2.65	\$109.95*
AMD Athlon 2850e					333	4699	NA	NA
AMD Athlon 3000G					4,458	2110	68.30	\$65.27*
AMD Athlon 5000 Dual-Core					872	4062	10.91	\$79.95
AMD Athlon 5150 APU					1,404	3554	11.66	\$120.45*
AMD Athlon 5200 Dual-Core					869	4066	16.40	\$53.02
AMD Athlon 5350 APU					1,797	3275	12.16	\$147.83*
AMD Athlon 5370 APU					1,927	3181	3.22	\$598.68*
AMD Athlon 7450 Dual-Core					789	4161	NA	NA
AMD Athlon 7550 Dual-Core					900	4032	60.23	\$14.95*
AMD Athlon 7750 Dual-Core					994	3935	24.85	\$39.99
AMD Athlon 7850 Dual-Core					1,058	3873	17.35	\$61.00
AMD Athlon Dual Core 4050e					674	4307	NA	NA
AMD Athlon Dual Core 4450B					711	4260	22.92	\$31.00*
AMD Athlon Dual Core 4450e					710	4262	49.03	\$14.48*
AMD Athlon Dual Core 4850B					727	4241	NA	NA
AMD Athlon Dual Core 4850e					783	4169	20.06	\$39.00*
AMD Athlon Dual Core 5000B					856	4081	9.02	\$95.00*
AMD Athlon Dual Core 5050e					846	4096	14.10	\$60.00*
AMD Athlon Dual Core 5200B					823	4121	NA	NA
AMD Athlon Dual Core 5400B					914	4012	NA	NA
AMD Athlon Dual Core 5600B					737	4229	NA	NA
AMD Athlon Gold 3150C					3,292	2467	NA	NA

CPU Name				CPU Mark (higher is better)	Rank (lower is better)	CPU Value (higher is better)	Price (USD)
CPU Benchmarks	Hard Drive Benchmarks	Memory Benchmarks	PC Benchmarks	Software Marketshare	Database Benchmarks	Android Benchmarks	iOS Benchmarks
AMD Athlon Gold 7220U				4,636	2073	NA	NA
AMD Athlon Gold PRO 3150G				5,698	1858	NA	NA
AMD Athlon Gold PRO 3150GE				7,006	1615	NA	NA
AMD Athlon Gold PRO 4150GE				8,259	1433	NA	NA
AMD Athlon II 160u				358	4657	11.93	\$29.99*
AMD Athlon II 170u				355	4661	14.78	\$24.00*
AMD Athlon II Dual-Core M300				670	4312	NA	NA
AMD Athlon II Dual-Core M320				749	4213	24.97	\$30.00*
AMD Athlon II Dual-Core M340				807	4135	NA	NA
AMD Athlon II N330 Dual-Core				665	4321	NA	NA
AMD Athlon II N350 Dual-Core				767	4186	NA	NA
AMD Athlon II N370 Dual-Core				899	4035	NA	NA
AMD Athlon II Neo K125				315	4722	NA	NA
AMD Athlon II Neo K145				298	4750	NA	NA
AMD Athlon II Neo K325 Dual-Core				417	4587	16.04	\$25.99*
AMD Athlon II Neo K345 Dual-Core				527	4480	NA	NA
AMD Athlon II Neo N36L Dual-Core				487	4517	NA	NA
AMD Athlon II P320 Dual-Core				694	4281	34.81	\$19.95
AMD Athlon II P340 Dual-Core				714	4256	17.87	\$39.95*
AMD Athlon II P360 Dual-Core				738	4228	37.00	\$19.95*
AMD Athlon II X2 210e				1,105	3816	38.79	\$28.49*
AMD Athlon II X2 215				994	3936	34.31	\$28.97*
AMD Athlon II X2 220				1,038	3893	17.31	\$59.95*
AMD Athlon II X2 235e				1,079	3848	11.07	\$97.50*
AMD Athlon II X2 240				1,052	3880	42.15	\$24.95
AMD Athlon II X2 240e				1,007	3927	26.58	\$37.89*
AMD Athlon II X2 245				1,125	3798	28.20	\$39.88*
AMD Athlon II X2 245e				1,171	3753	58.66	\$19.97*
AMD Athlon II X2 250				1,169	3757	33.45	\$34.95
AMD Athlon II X2 250e				1,155	3773	15.05	\$76.73*
AMD Athlon II X2 250u				598	4392	23.98	\$24.95*
AMD Athlon II X2 255				1,203	3721	95.84	\$12.55*

CPU Name					CPU Mark (higher is better)	Rank (lower is better)	CPU Value (higher is better)	Price (USD)
CPU Benchmarks	Video Card Benchmarks	Hard Drive Benchmarks	Memory Benchmarks	PC Benchmarks	Software Marketshare	Database Benchmarks	Android Benchmarks	iOS Benchmarks
<u>AMD Athlon II X2 265</u>					1,290	3636	12.91	\$99.95
<u>AMD Athlon II X2 270</u>					1,316	3617	34.60	\$38.04
<u>AMD Athlon II X2 270u</u>					675	4304	9.98	\$67.67*
<u>AMD Athlon II X2 280</u>					1,355	3587	17.62	\$76.89*
<u>AMD Athlon II X2 4300e</u>					990	3943	NA	NA
<u>AMD Athlon II X2 4400e</u>					944	3988	NA	NA
<u>AMD Athlon II X2 4450e</u>					867	4069	NA	NA
<u>AMD Athlon II X2 B22</u>					1,053	3878	40.57	\$25.95
<u>AMD Athlon II X2 B24</u>					1,111	3809	46.10	\$24.10
<u>AMD Athlon II X2 B26</u>					1,223	3696	49.02	\$24.95
<u>AMD Athlon II X2 B28</u>					1,276	3649	32.69	\$39.02
<u>AMD Athlon II X3 400e</u>					1,320	3612	51.80	\$25.49*
<u>AMD Athlon II X3 405e</u>					1,331	3601	11.79	\$112.90*
<u>AMD Athlon II X3 415e</u>					1,441	3522	19.21	\$75.00*
<u>AMD Athlon II X3 420e</u>					1,557	3445	13.40	\$116.15*
<u>AMD Athlon II X3 425</u>					1,576	3425	27.02	\$58.34*
<u>AMD Athlon II X3 435</u>					1,625	3388	10.16	\$159.95*
<u>AMD Athlon II X3 440</u>					1,719	3327	117.25	\$14.66*
<u>AMD Athlon II X3 445</u>					1,820	3259	60.67	\$29.99
<u>AMD Athlon II X3 450</u>					1,869	3222	72.02	\$25.95
<u>AMD Athlon II X3 455</u>					1,899	3208	73.72	\$25.76*
<u>AMD Athlon II X3 460</u>					2,008	3134	120.67	\$16.64*
<u>AMD Athlon II X4 553</u>					2,418	2883	NA	NA
<u>AMD Athlon II X4 555</u>					2,526	2823	NA	NA
<u>AMD Athlon II X4 557</u>					2,567	2799	NA	NA
<u>AMD Athlon II X4 559</u>					2,602	2778	NA	NA
<u>AMD Athlon II X4 600e</u>					1,795	3280	90.41	\$19.85*
<u>AMD Athlon II X4 605e</u>					1,966	3158	131.07	\$15.00*
<u>AMD Athlon II X4 610e</u>					1,959	3162	118.01	\$16.60*
<u>AMD Athlon II X4 615e</u>					2,000	3138	33.90	\$59.00*
<u>AMD Athlon II X4 620</u>					2,025	3122	41.31	\$49.01
<u>AMD Athlon II X4 630</u>					2,166	3040	45.09	\$48.04

CPU Name				CPU Mark (higher is better)	Rank (lower is better)	CPU Value (higher is better)	Price (USD)
Hard Drive Benchmarks	Memory Benchmarks	PC Benchmarks	Software Marketshare	Database Benchmarks	Android Benchmarks	iOS Benchmarks	
AMD Athlon II X4 638 Quad-Core				2,260	2979	35.96	\$62.85*
AMD Athlon II X4 640				2,257	2983	47.00	\$48.02
AMD Athlon II X4 641 Quad-Core				2,313	2945	196.32	\$11.78*
AMD Athlon II X4 645				2,373	2912	39.56	\$59.99
AMD Athlon II X4 650				2,457	2857	14.75	\$166.60*
AMD Athlon II X4 651 Quad-Core				2,443	2868	16.29	\$149.95*
AMD Athlon II X4 655				2,078	3088	NA	NA
AMD Athlon L110				211	4873	NA	NA
AMD Athlon LE-1600				412	4591	19.63	\$21.00*
AMD Athlon LE-1620				421	4579	23.40	\$18.00*
AMD Athlon LE-1640				430	4567	4.78	\$89.95
AMD Athlon LE-1660				416	4588	NA	NA
AMD Athlon Neo MV-40				278	4777	NA	NA
AMD Athlon Neo X2 Dual Core 6850e				456	4550	NA	NA
AMD Athlon Neo X2 Dual Core L325				556	4446	NA	NA
AMD Athlon Neo X2 Dual Core L335				529	4478	NA	NA
AMD Athlon PRO 200GE				3,816	2282	NA	NA
AMD Athlon PRO 300GE				4,346	2142	NA	NA
AMD Athlon PRO 300U				4,080	2211	NA	NA
AMD Athlon PRO 3045B				2,770	2694	NA	NA
AMD Athlon Silver 3050C				2,879	2652	NA	NA
AMD Athlon Silver 3050e				2,918	2637	NA	NA
AMD Athlon Silver 3050GE				4,545	2091	NA	NA
AMD Athlon Silver 3050U				2,975	2612	NA	NA
AMD Athlon Silver 7120U				3,104	2551	NA	NA
AMD Athlon Silver PRO 3125GE				4,633	2074	NA	NA
AMD Athlon TF-20				265	4798	NA	NA
AMD Athlon TF-36				338	4682	NA	NA
AMD Athlon X2 215				996	3932	NA	NA
AMD Athlon X2 240				921	4008	NA	NA
AMD Athlon X2 240e				1,015	3919	NA	NA
AMD Athlon X2 250				855	4084	NA	NA

CPU Name				CPU Mark (higher is better)	Rank (lower is better)	CPU Value (higher is better)	Price (USD)
Hard Drive Benchmarks	Memory Benchmarks	PC Benchmarks	Software Marketshare	Database Benchmarks	Android Benchmarks	iOS Benchmarks	
AMD Athlon X2 340 Dual Core				1,324	3610	13.94	\$94.97*
AMD Athlon X2 370K Dual Core				1,504	3487	NA	NA
AMD Athlon X2 450				1,295	3632	NA	NA
AMD Athlon X2 Dual Core 3250e				325	4712	NA	NA
AMD Athlon X2 Dual Core 6850e				564	4433	NA	NA
AMD Athlon X2 Dual Core BE-2300				570	4422	6.34	\$89.95*
AMD Athlon X2 Dual Core BE-2350				591	4400	8.40	\$70.39
AMD Athlon X2 Dual Core BE-2400				674	4308	NA	NA
AMD Athlon X2 Dual Core L310				343	4673	NA	NA
AMD Athlon X3 425				1,516	3482	NA	NA
AMD Athlon X3 435				1,781	3293	18.65	\$95.49*
AMD Athlon X3 440				1,438	3525	16.35	\$87.99*
AMD Athlon X3 445				1,626	3387	NA	NA
AMD Athlon X3 455				1,783	3291	NA	NA
AMD Athlon X4 530				1,786	3286	NA	NA
AMD Athlon X4 620				1,810	3267	27.87	\$64.95*
AMD Athlon X4 640				2,115	3067	NA	NA
AMD Athlon X4 730				2,278	2963	NA	NA
AMD Athlon X4 740 Quad Core				2,637	2759	263.68	\$10.00*
AMD Athlon X4 750 Quad Core				2,625	2768	27.70	\$94.75*
AMD Athlon X4 750K Quad Core				2,883	2650	15.14	\$190.44*
AMD Athlon X4 760K Quad Core				2,983	2603	229.62	\$12.99
AMD Athlon X4 830				2,901	2642	14.34	\$202.32*
AMD Athlon X4 840				3,318	2454	26.55	\$124.95*
AMD Athlon X4 845				3,785	2291	106.80	\$35.44*
AMD Athlon X4 850				3,366	2435	NA	NA
AMD Athlon X4 860K				3,431	2400	NA	NA
AMD Athlon X4 870K				3,410	2411	99.70	\$34.20*
AMD Athlon X4 880K				3,663	2330	38.71	\$94.61*
AMD Athlon X4 950				3,598	2352	122.97	\$29.26*
AMD Athlon X4 970				3,472	2388	NA	NA
AMD Athlon XP1600+				183	4920	NA	NA

CPU Name					CPU Mark (higher is better)	Rank (lower is better)	CPU Value (higher is better)	Price (USD)
CPU Benchmarks	Video Card Benchmarks	Hard Drive Benchmarks	Memory Benchmarks	PC Benchmarks	Software Marketshare	Database Benchmarks	Android Benchmarks	iOS Benchmarks
<u>AMD Athlon XP 1600+</u>					174	4932	NA	NA
<u>AMD Athlon XP 1700+</u>					176	4931	3.44	\$51.25*
<u>AMD Athlon XP 1800+</u>					195	4898	3.83	\$50.95*
<u>AMD Athlon XP 1900+</u>					203	4886	4.44	\$45.80*
<u>AMD Athlon XP 2000+</u>					195	4899	3.31	\$58.99*
<u>AMD Athlon XP 2100+</u>					210	4874	3.30	\$63.75*
<u>AMD Athlon XP 2200+</u>					214	4871	2.52	\$84.95*
<u>AMD Athlon XP 2400+</u>					234	4842	2.93	\$79.99*
<u>AMD Athlon XP 2500+</u>					231	4850	NA	NA
<u>AMD Athlon XP 2600+</u>					242	4825	10.52	\$23.03*
<u>AMD Athlon XP 2700+</u>					256	4807	3.02	\$84.79*
<u>AMD Athlon XP 2800+</u>					260	4803	NA	NA
<u>AMD Athlon XP 2900+</u>					276	4781	NA	NA
<u>AMD Athlon XP 3000+</u>					262	4802	3.29	\$79.70*
<u>AMD Athlon XP 3100+</u>					282	4769	NA	NA
<u>AMD Athlon XP 3200+</u>					281	4770	NA	NA
<u>AMD BC-250</u>					13,201	1083	NA	NA
<u>AMD C-30</u>					178	4929	NA	NA
<u>AMD C-50</u>					258	4805	NA	NA
<u>AMD C-60</u>					290	4761	NA	NA
<u>AMD C-60 APU</u>					316	4721	NA	NA
<u>AMD C-70 APU</u>					315	4725	NA	NA
<u>AMD Custom APU 0932</u>					9,365	1333	NA	NA
<u>AMD E1 Micro-6200T APU</u>					600	4388	NA	NA
<u>AMD E1-1200 APU</u>					381	4638	NA	NA
<u>AMD E1-1500 APU</u>					391	4626	NA	NA
<u>AMD E1-2100 APU</u>					406	4601	NA	NA
<u>AMD E1-2200 APU</u>					474	4531	NA	NA
<u>AMD E1-2500 APU</u>					590	4401	NA	NA
<u>AMD E1-6010 APU</u>					538	4464	NA	NA
<u>AMD E1-6015 APU</u>					581	4414	NA	NA
<u>AMD E1-6050J APU</u>					1,385	3568	NA	NA

CPU Name					CPU Mark (higher is better)	Rank (lower is better)	CPU Value (higher is better)	Price (USD)
CPU Benchmarks	Video Card Benchmarks	Hard Drive Benchmarks	Memory Benchmarks	PC Benchmarks	Software Marketshare	Database Benchmarks	Android Benchmarks	iOS Benchmarks
<u>AMD E2-2000 APU</u>					496	4509	NA	NA
<u>AMD E2-3000 APU</u>					743	4222	NA	NA
<u>AMD E2-3000M APU</u>					668	4313	15.54	\$42.98*
<u>AMD E2-3200 APU</u>					968	3961	121.16	\$7.99*
<u>AMD E2-3800 APU</u>					1,157	3770	NA	NA
<u>AMD E2-6110 APU</u>					1,126	3797	NA	NA
<u>AMD E2-7015</u>					637	4351	NA	NA
<u>AMD E2-7015 APU</u>					653	4333	NA	NA
<u>AMD E2-7110 APU</u>					1,510	3484	NA	NA
<u>AMD E2-9000</u>					950	3985	NA	NA
<u>AMD E2-9000e</u>					890	4040	NA	NA
<u>AMD E2-9010</u>					1,073	3856	NA	NA
<u>AMD E2-9030</u>					983	3951	NA	NA
<u>AMD E-240</u>					195	4897	NA	NA
<u>AMD E-300 APU</u>					338	4683	NA	NA
<u>AMD E-350</u>					425	4574	NA	NA
<u>AMD E-350 APU</u>					423	4577	NA	NA
<u>AMD E-350D APU</u>					486	4521	NA	NA
<u>AMD E-450 APU</u>					436	4561	NA	NA
<u>AMD Embedded G-Series GX-215JJ Radeon R2E</u>					1,064	3870	NA	NA
<u>AMD Embedded G-Series GX-224IJ Radeon R4E</u>					1,271	3653	NA	NA
<u>AMD Embedded G-Series GX-420GI Radeon R7E</u>					1,601	3407	NA	NA
<u>AMD Embedded R-Series RX-216GD</u>					1,628	3385	NA	NA
<u>AMD Embedded R-Series RX-418GD Radeon R6</u>					3,426	2403	NA	NA
<u>AMD Embedded R-Series RX-421BD</u>					3,302	2463	NA	NA
<u>AMD Embedded R-Series RX-421ND</u>					3,024	2579	NA	NA
<u>AMD EPYC 7B12</u>					66,044	76	NA	NA
<u>AMD EPYC 7B13</u>					77,460	50	NA	NA
<u>AMD EPYC 7C13</u>					75,269	55	NA	NA
<u>AMD EPYC 7D12</u>					42,900	220	NA	NA
<u>AMD EPYC 7F32</u>					23,142	578	115.74	\$199.95
<u>AMD EPYC 7F52</u>					41,322	234	21.80	\$1,895.30*

CPU Name					CPU Mark (higher is better)	Rank (lower is better)	CPU Value (higher is better)	Price (USD)
CPU Benchmarks	Video Card Benchmarks	Hard Drive Benchmarks	Memory Benchmarks	PC Benchmarks	Software Marketshare	Database Benchmarks	Android Benchmarks	iOS Benchmarks
AMD EPYC 7J13					84,786	31	NA	NA
AMD EPYC 7K62					58,756	113	NA	NA
AMD EPYC 7R12					48,934	171	NA	NA
AMD EPYC 7R13 64-Core					82,158	42	NA	NA
AMD EPYC 7R32					63,239	83	NA	NA
AMD EPYC 7R43					83,535	38	NA	NA
AMD EPYC 7T83					81,757	44	NA	NA
AMD EPYC 7V13					82,878	39	NA	NA
AMD EPYC 9J14					124,637	7	NA	NA
AMD EPYC 9R14					116,475	12	NA	NA
AMD EPYC 9V74					117,606	10	NA	NA
AMD EPYC 72F3					27,252	441	23.13	\$1,178.27
AMD EPYC 73F3					46,103	190	19.68	\$2,343.10
AMD EPYC 74F3					60,666	96	20.29	\$2,989.95
AMD EPYC 75F3					59,972	99	15.20	\$3,944.45*
AMD EPYC 3101 4-Core					6,050	1796	NA	NA
AMD EPYC 3151					8,266	1431	NA	NA
AMD EPYC 3201					8,672	1393	NA	NA
AMD EPYC 3251					13,912	1036	44.17	\$315.00*
AMD EPYC 3451					19,532	746	NA	NA
AMD EPYC 4124P					18,637	789	NA	NA
AMD EPYC 4244P					27,154	444	NA	NA
AMD EPYC 4344P					34,139	298	96.20	\$354.87
AMD EPYC 4364P					34,811	283	NA	NA
AMD EPYC 4464P					47,873	176	NA	NA
AMD EPYC 4484PX					51,115	153	NA	NA
AMD EPYC 4564P					65,333	78	NA	NA
AMD EPYC 4584PX					59,540	101	NA	NA
AMD EPYC 7232P					17,731	839	39.97	\$443.59
AMD EPYC 7251					14,935	966	15.49	\$964.22
AMD EPYC 7252					19,411	757	106.37	\$182.49
AMD EPYC 7261					11,149	1204	1.49	\$7,474.19

CPU Name					CPU Mark (higher is better)	Rank (lower is better)	CPU Value (higher is better)	Price (USD)
CPU Benchmarks	Video Card Benchmarks	Hard Drive Benchmarks	Memory Benchmarks	PC Benchmarks	Software Marketshare	Database Benchmarks	Android Benchmarks	iOS Benchmarks
<u>AMD EPYC 7281</u>					21,621	644	28.72	\$752.91*
<u>AMD EPYC 7282</u>					30,300	364	224.45	\$135.00
<u>AMD EPYC 7301</u>					14,991	963	10.06	\$1,490.00
<u>AMD EPYC 7302</u>					33,106	314	41.91	\$789.95
<u>AMD EPYC 7302P</u>					32,690	320	76.51	\$427.27
<u>AMD EPYC 7303</u>					28,572	401	47.30	\$604.00*
<u>AMD EPYC 7313</u>					38,644	252	NA	NA
<u>AMD EPYC 7313P</u>					41,609	228	31.90	\$1,304.21
<u>AMD EPYC 7343</u>					43,644	213	44.87	\$972.65
<u>AMD EPYC 7351</u>					23,226	575	35.79	\$649.00*
<u>AMD EPYC 7351P</u>					26,042	477	226.45	\$115.00
<u>AMD EPYC 7352</u>					40,370	243	58.51	\$689.95
<u>AMD EPYC 7371</u>					30,782	353	50.46	\$609.99*
<u>AMD EPYC 7401P</u>					27,836	426	11.13	\$2,499.99
<u>AMD EPYC 7402</u>					46,012	193	73.04	\$629.95
<u>AMD EPYC 7402P</u>					43,684	211	55.50	\$787.11
<u>AMD EPYC 7413</u>					50,223	162	58.15	\$863.69
<u>AMD EPYC 7443</u>					56,686	130	25.41	\$2,230.99*
<u>AMD EPYC 7443P</u>					56,929	128	39.34	\$1,447.06
<u>AMD EPYC 7451</u>					25,863	482	14.47	\$1,787.00*
<u>AMD EPYC 7452</u>					44,996	204	34.64	\$1,298.95
<u>AMD EPYC 7453</u>					50,575	157	33.61	\$1,504.65
<u>AMD EPYC 7473X</u>					59,280	103	NA	NA
<u>AMD EPYC 7501</u>					24,925	508	18.80	\$1,325.96*
<u>AMD EPYC 7502</u>					51,155	152	56.91	\$898.95
<u>AMD EPYC 7502P</u>					51,054	154	46.46	\$1,098.95
<u>AMD EPYC 7513</u>					59,391	102	33.00	\$1,799.79
<u>AMD EPYC 7532</u>					52,490	147	238.64	\$219.95
<u>AMD EPYC 7542</u>					45,814	196	63.07	\$726.44
<u>AMD EPYC 7543</u>					61,788	90	16.43	\$3,761.00*
<u>AMD EPYC 7543P</u>					66,687	72	29.14	\$2,288.24*
<u>AMD EPYC 7551</u>					25,960	478	204.49	\$126.95

CPU Name					CPU Mark (higher is better)	Rank (lower is better)	CPU Value (higher is better)	Price (USD)
CPU Benchmarks	Video Card Benchmarks	Hard Drive Benchmarks	Memory Benchmarks	PC Benchmarks	Software Marketshare	Database Benchmarks	Android Benchmarks	iOS Benchmarks
<u>AMD EPYC 7571</u>					27,445	437	NA	NA
<u>AMD EPYC 7573X</u>					69,432	68	13.23	\$5,250.00*
<u>AMD EPYC 7601</u>					33,255	310	100.79	\$329.95
<u>AMD EPYC 7642</u>					58,795	111	49.40	\$1,190.16
<u>AMD EPYC 7643</u>					76,050	53	60.02	\$1,267.00*
<u>AMD EPYC 7643P</u>					77,307	51	28.40	\$2,722.00*
<u>AMD EPYC 7662</u>					72,298	60	16.51	\$4,379.54
<u>AMD EPYC 7663</u>					82,087	43	NA	NA
<u>AMD EPYC 7702</u>					68,870	69	50.09	\$1,375.00
<u>AMD EPYC 7702P</u>					61,769	91	38.73	\$1,594.95
<u>AMD EPYC 7713</u>					82,825	40	NA	NA
<u>AMD EPYC 7713P</u>					81,201	47	33.23	\$2,443.73*
<u>AMD EPYC 7742</u>					69,879	65	42.35	\$1,649.95
<u>AMD EPYC 7763</u>					84,591	33	57.29	\$1,476.45
<u>AMD EPYC 7773X</u>					91,491	27	58.54	\$1,563.00*
<u>AMD EPYC 8024P</u>					20,556	697	NA	NA
<u>AMD EPYC 8124P</u>					36,338	272	NA	NA
<u>AMD EPYC 8224P</u>					45,160	203	NA	NA
<u>AMD EPYC 8324P</u>					57,127	127	NA	NA
<u>AMD EPYC 8434P</u>					66,490	74	NA	NA
<u>AMD EPYC 8534P</u>					71,900	61	NA	NA
<u>AMD EPYC 9115</u>					49,691	166	68.45	\$726.00*
<u>AMD EPYC 9124</u>					43,681	212	35.49	\$1,230.63
<u>AMD EPYC 9135</u>					56,886	129	46.86	\$1,214.00*
<u>AMD EPYC 9174F</u>					55,485	133	24.39	\$2,275.00*
<u>AMD EPYC 9184X</u>					50,102	163	13.36	\$3,750.00*
<u>AMD EPYC 9224</u>					45,223	202	23.19	\$1,950.00*
<u>AMD EPYC 9254</u>					65,227	79	26.73	\$2,440.45
<u>AMD EPYC 9274F</u>					73,982	58	25.80	\$2,867.99*
<u>AMD EPYC 9275F</u>					79,778	49	23.20	\$3,439.00*
<u>AMD EPYC 9334</u>					64,616	81	27.50	\$2,350.00*
<u>AMD EPYC 9354</u>					71,452	62	23.06	\$3,098.95

CPU Name					CPU Mark (higher is better)	Rank (lower is better)	CPU Value (higher is better)	Price (USD)
CPU Benchmarks	Video Card Benchmarks	Hard Drive Benchmarks	Memory Benchmarks	PC Benchmarks	Software Marketshare	Database Benchmarks	Android Benchmarks	iOS Benchmarks
<u>AMD EPYC 9374F</u>					81,642	46	23.36	\$3,495.00*
<u>AMD EPYC 9375F</u>					92,190	25	17.37	\$5,306.00*
<u>AMD EPYC 9384X</u>					69,665	66	12.60	\$5,529.00*
<u>AMD EPYC 9454</u>					85,080	30	16.65	\$5,109.21
<u>AMD EPYC 9454P</u>					95,848	23	27.78	\$3,450.00*
<u>AMD EPYC 9455P</u>					117,320	11	24.35	\$4,819.00*
<u>AMD EPYC 9474F</u>					105,010	17	26.58	\$3,950.00*
<u>AMD EPYC 9534</u>					84,631	32	24.19	\$3,498.95
<u>AMD EPYC 9554</u>					107,465	16	37.78	\$2,844.45
<u>AMD EPYC 9554P</u>					109,347	14	24.03	\$4,550.00*
<u>AMD EPYC 9634</u>					107,944	15	27.33	\$3,949.99*
<u>AMD EPYC 9654</u>					120,300	9	25.60	\$4,698.95
<u>AMD EPYC 9654P</u>					114,570	13	15.80	\$7,252.89
<u>AMD EPYC 9655P</u>					160,417	1	14.84	\$10,811.00*
<u>AMD EPYC 9684X</u>					121,467	8	15.67	\$7,750.00*
<u>AMD EPYC 9745</u>					150,920	3	12.43	\$12,141.00*
<u>AMD EPYC 9754</u>					100,240	19	20.05	\$4,998.95
<u>AMD EPYC 9845</u>					152,985	2	11.28	\$13,564.00*
<u>AMD EPYC Embedded 7292P</u>					30,542	358	NA	NA
<u>AMD FirePro A320 APU</u>					2,153	3049	NA	NA
<u>AMD FX-670K Quad-Core</u>					2,980	2606	NA	NA
<u>AMD FX-770K Quad-Core</u>					3,092	2557	NA	NA
<u>AMD FX-870K Quad Core</u>					3,227	2502	NA	NA
<u>AMD FX-4100 Quad-Core</u>					2,615	2770	137.73	\$18.99*
<u>AMD FX-4130 Quad-Core</u>					2,711	2720	52.11	\$52.02*
<u>AMD FX-4150 Quad-Core</u>					3,327	2450	NA	NA
<u>AMD FX-4170 Quad-Core</u>					3,084	2559	134.36	\$22.95*
<u>AMD FX-4200 Quad-Core</u>					3,119	2544	52.03	\$59.95*
<u>AMD FX-4300 Quad-Core</u>					2,979	2607	62.04	\$48.02
<u>AMD FX-4320</u>					3,150	2531	NA	NA
<u>AMD FX-4330</u>					3,146	2533	4.29	\$733.50*
<u>AMD FX-4350 Quad-Core</u>					3,281	2475	35.66	\$92.02*

CPU Name				CPU Mark (higher is better)	Rank (lower is better)	CPU Value (higher is better)	Price (USD)
Hard Drive Benchmarks	Memory Benchmarks	PC Benchmarks	Software Marketshare	Database Benchmarks	Android Benchmarks	iOS Benchmarks	
AMD FX-6130 Six-Core				4,353	2139	NA	NA
AMD FX-6200 Six-Core				4,092	2205	14.62	\$279.95*
AMD FX-6300 Six-Core				4,217	2172	43.01	\$98.04*
AMD FX-6330 Six-Core				4,433	2115	NA	NA
AMD FX-6350 Six-Core				4,618	2079	60.77	\$75.99*
AMD FX-7500 APU				1,926	3182	NA	NA
AMD FX-7600P				2,557	2808	NA	NA
AMD FX-7600P APU				2,856	2661	NA	NA
AMD FX-8100 Eight-Core				4,073	2212	41.55	\$98.02*
AMD FX-8120 Eight-Core				4,628	2076	59.31	\$78.02*
AMD FX-8140 Eight-Core				4,860	2033	32.65	\$148.86*
AMD FX-8150 Eight-Core				5,295	1958	64.56	\$82.02
AMD FX-8300 Eight-Core				5,332	1948	50.27	\$106.06
AMD FX-8310 Eight-Core				5,065	2006	30.88	\$164.04*
AMD FX-8320 Eight-Core				5,445	1925	53.37	\$102.02*
AMD FX-8320E Eight-Core				5,112	1993	54.96	\$93.00*
AMD FX-8350 Eight-Core				6,078	1785	NA	NA
AMD FX-8370 Eight-Core				6,152	1770	21.36	\$288.02*
AMD FX-8370E Eight-Core				5,329	1949	25.13	\$212.02*
AMD FX-8800P				2,857	2660	NA	NA
AMD FX-9370 Eight-Core				6,315	1740	29.79	\$212.02*
AMD FX-9590 Eight-Core				6,779	1650	45.19	\$150.00*
AMD FX-9800P				2,535	2817	NA	NA
AMD FX-9830P				3,304	2462	NA	NA
AMD FX-B4150 Quad-Core				3,369	2432	37.57	\$89.68*
AMD G-T40E				289	4762	NA	NA
AMD G-T40N				299	4745	NA	NA
AMD G-T40R				120	5004	NA	NA
AMD G-T44R				120	5003	NA	NA
AMD G-T48E				432	4565	NA	NA
AMD G-T52R				177	4930	NA	NA
AMD G-T56E				442	4558	NA	NA

CPU Name					CPU Mark (higher is better)	Rank (lower is better)	CPU Value (higher is better)	Price (USD)
CPU Benchmarks	Video Card Benchmarks	Hard Drive Benchmarks	Memory Benchmarks	PC Benchmarks	Software Marketshare	Database Benchmarks	Android Benchmarks	iOS Benchmarks
<u>AMD GX-210JA SOC</u>					248	4818	NA	NA
<u>AMD GX-212JC SOC</u>					645	4345	NA	NA
<u>AMD GX-217GA SOC</u>					794	4156	NA	NA
<u>AMD GX-218GL SOC</u>					754	4207	NA	NA
<u>AMD GX-222GC SOC</u>					1,044	3887	NA	NA
<u>AMD GX-412HC</u>					1,095	3825	NA	NA
<u>AMD GX-412TC SOC</u>					650	4341	NA	NA
<u>AMD GX-415GA SOC</u>					1,406	3552	NA	NA
<u>AMD GX-416RA SOC</u>					1,604	3405	NA	NA
<u>AMD GX-420CA SOC</u>					1,785	3288	NA	NA
<u>AMD GX-420MC SOC</u>					1,796	3278	NA	NA
<u>AMD GX-424CC SOC</u>					1,816	3262	NA	NA
<u>AMD Opteron 144</u>					316	4719	10.55	\$29.95*
<u>AMD Opteron 146</u>					346	4669	1.58	\$218.37
<u>AMD Opteron 148</u>					392	4621	NA	NA
<u>AMD Opteron 150</u>					393	4619	1.11	\$352.94
<u>AMD Opteron 152</u>					428	4570	NA	NA
<u>AMD Opteron 154</u>					457	4549	NA	NA
<u>AMD Opteron 165</u>					531	4475	0.61	\$868.54*
<u>AMD Opteron 170</u>					648	4344	NA	NA
<u>AMD Opteron 175</u>					682	4295	NA	NA
<u>AMD Opteron 180</u>					746	4218	3.93	\$189.95
<u>AMD Opteron 185</u>					695	4279	NA	NA
<u>AMD Opteron 254</u>					451	4554	NA	NA
<u>AMD Opteron 270</u>					736	4231	2.72	\$270.75*
<u>AMD Opteron 275</u>					839	4105	5.60	\$149.95
<u>AMD Opteron 280</u>					765	4188	2.89	\$264.85*
<u>AMD Opteron 285</u>					956	3973	38.30	\$24.95*
<u>AMD Opteron 290</u>					952	3980	7.05	\$135.00*
<u>AMD Opteron 1212</u>					593	4397	2.04	\$290.00*
<u>AMD Opteron 1212 HE</u>					771	4183	NA	NA
<u>AMD Opteron 1214</u>					763	4189	8.46	\$90.18*

CPU Name					CPU Mark (higher is better)	Rank (lower is better)	CPU Value (higher is better)	Price (USD)
CPU Benchmarks	Video Card Benchmarks	Hard Drive Benchmarks	Memory Benchmarks	PC Benchmarks	Software Marketshare	Database Benchmarks	Android Benchmarks	iOS Benchmarks
<u>AMD Opteron 1216 HE</u>					727	4242	NA	NA
<u>AMD Opteron 1218</u>					910	4019	NA	NA
<u>AMD Opteron 1218 HE</u>					979	3955	NA	NA
<u>AMD Opteron 1220</u>					1,036	3895	NA	NA
<u>AMD Opteron 1222</u>					1,089	3835	NA	NA
<u>AMD Opteron 1352</u>					1,547	3453	11.38	\$135.99*
<u>AMD Opteron 1354</u>					1,635	3381	6.87	\$238.01*
<u>AMD Opteron 1356</u>					1,703	3336	18.92	\$89.99*
<u>AMD Opteron 1381</u>					1,797	3277	NA	NA
<u>AMD Opteron 1385</u>					2,089	3081	46.42	\$45.00*
<u>AMD Opteron 1389</u>					2,079	3086	NA	NA
<u>AMD Opteron 2218</u>					1,036	3894	2.28	\$455.00
<u>AMD Opteron 2220</u>					1,106	3814	0.85	\$1,297.83*
<u>AMD Opteron 2220 SE</u>					909	4024	36.35	\$25.00*
<u>AMD Opteron 2222</u>					1,198	3725	63.08	\$19.00*
<u>AMD Opteron 2354</u>					1,509	3485	5.29	\$285.19*
<u>AMD Opteron 2356</u>					1,829	3251	25.41	\$71.95
<u>AMD Opteron 2373 EE</u>					1,744	3313	NA	NA
<u>AMD Opteron 2378</u>					1,864	3226	128.65	\$14.49*
<u>AMD Opteron 2384</u>					2,074	3090	1.78	\$1,166.00*
<u>AMD Opteron 2393 SE</u>					1,317	3616	NA	NA
<u>AMD Opteron 2419 EE</u>					1,902	3206	NA	NA
<u>AMD Opteron 2427</u>					1,995	3143	36.28	\$55.00*
<u>AMD Opteron 2431</u>					2,894	2647	115.82	\$24.99*
<u>AMD Opteron 2435</u>					3,061	2570	279.52	\$10.95*
<u>AMD Opteron 3250 HE</u>					2,061	3100	20.82	\$99.00*
<u>AMD Opteron 3260 HE</u>					2,283	2961	NA	NA
<u>AMD Opteron 3280</u>					3,723	2312	51.70	\$72.02*
<u>AMD Opteron 3320 EE</u>					1,918	3185	3.75	\$512.00*
<u>AMD Opteron 3350 HE</u>					2,699	2724	7.54	\$358.00*
<u>AMD Opteron 3365</u>					4,105	2199	NA	NA
<u>AMD Opteron 3380</u>					4,358	2138	5.39	\$809.00*

CPU Name					CPU Mark (higher is better)	Rank (lower is better)	CPU Value (higher is better)	Price (USD)
CPU Benchmarks	Video Card Benchmarks	Hard Drive Benchmarks	Memory Benchmarks	PC Benchmarks	Software Marketshare	Database Benchmarks	Android Benchmarks	iOS Benchmarks
AMD Opteron 4170 HE					2,382	2907	7.22	\$329.95*
AMD Opteron 4174 HE					2,986	2602	NA	NA
AMD Opteron 4184					2,872	2654	8.70	\$329.95
AMD Opteron 4226					3,400	2416	35.81	\$94.96*
AMD Opteron 4274 HE					5,776	1840	75.05	\$76.96*
AMD Opteron 4280					4,504	2099	17.23	\$261.32
AMD Opteron 4284					4,665	2066	103.79	\$44.95
AMD Opteron 4332 HE					3,911	2251	7.05	\$554.92*
AMD Opteron 4334					3,949	2241	30.39	\$129.95
AMD Opteron 4365 EE					3,582	2354	NA	NA
AMD Opteron 4376 HE					4,318	2146	6.87	\$628.72*
AMD Opteron 4386					3,273	2481	7.12	\$459.94*
AMD Opteron 6128					2,826	2674	12.29	\$229.95
AMD Opteron 6128 HE					2,932	2629	NA	NA
AMD Opteron 6136					3,381	2425	9.69	\$349.00
AMD Opteron 6164 HE					3,478	2383	NA	NA
AMD Opteron 6172					2,615	2771	13.76	\$189.95
AMD Opteron 6174					3,697	2318	33.29	\$111.05
AMD Opteron 6176 SE					3,564	2358	14.26	\$249.89*
AMD Opteron 6212					4,007	2225	NA	NA
AMD Opteron 6220					4,753	2052	5.46	\$870.00
AMD Opteron 6234					4,072	2213	9.03	\$450.99
AMD Opteron 6238					5,625	1876	12.79	\$439.96*
AMD Opteron 6272					5,240	1967	NA	NA
AMD Opteron 6274					5,643	1871	NA	NA
AMD Opteron 6276					6,348	1734	15.99	\$396.99*
AMD Opteron 6281					7,279	1568	NA	NA
AMD Opteron 6282 SE					6,385	1723	8.29	\$770.11*
AMD Opteron 6287 SE					6,925	1628	NA	NA
AMD Opteron 6328					5,306	1954	5.58	\$951.30*
AMD Opteron 6344					6,069	1790	48.55	\$125.00
AMD Opteron 6348					7,850	1489	7.14	\$1,100.11*

CPU Name	CPU Mark (higher is better)	Rank (lower is better)	CPU Value (higher is better)	Price (USD)
----------	--------------------------------	---------------------------	---------------------------------	----------------

CPU Benchmarks

Video Card Benchmarks

Hard Drive Benchmarks

Memory Benchmarks

PC Benchmarks

Software Marketshare

Database Benchmarks

Android Benchmarks

iOS Benchmarks

<u>AMD Opteron 6378</u>	5,889	1820	15.14	\$389.00
<u>AMD Opteron 6380</u>	6,687	1668	18.08	\$369.96*
<u>AMD Opteron 6386 SE</u>	8,291	1429	9.42	\$880.11*
<u>AMD Opteron 8439 SE</u>	2,479	2843	0.68	\$3,647.35*
<u>AMD Opteron X2170 APU</u>	1,911	3193	NA	NA
<u>AMD Opteron X3216 APU</u>	1,512	3483	NA	NA
<u>AMD Opteron X3418 APU</u>	3,043	2575	NA	NA
<u>AMD Opteron X3421 APU</u>	3,377	2427	NA	NA
<u>AMD Phenom 8250 Triple-Core</u>	1,114	3806	NA	NA
<u>AMD Phenom 8250e Triple-Core</u>	1,084	3842	23.08	\$46.99*
<u>AMD Phenom 8400 Triple-Core</u>	1,164	3762	NA	NA
<u>AMD Phenom 8450 Triple-Core</u>	1,221	3699	8.15	\$149.95*
<u>AMD Phenom 8450e Triple-Core</u>	1,206	3715	NA	NA
<u>AMD Phenom 8600 Triple-Core</u>	1,267	3659	23.91	\$52.99*
<u>AMD Phenom 8600B Triple-Core</u>	1,464	3506	97.94	\$14.95*
<u>AMD Phenom 8650 Triple-Core</u>	1,218	3702	64.11	\$19.00*
<u>AMD Phenom 8750 Triple-Core</u>	1,445	3518	NA	NA
<u>AMD Phenom 8750B Triple-Core</u>	1,188	3735	NA	NA
<u>AMD Phenom 8850 Triple-Core</u>	1,142	3787	NA	NA
<u>AMD Phenom 8850B Triple-Core</u>	1,281	3643	NA	NA
<u>AMD Phenom 9100e Quad-Core</u>	1,279	3645	36.58	\$34.95*
<u>AMD Phenom 9150e Quad-Core</u>	1,427	3535	5.77	\$247.50*
<u>AMD Phenom 9350e Quad-Core</u>	1,659	3368	0.49	\$3,382.07*
<u>AMD Phenom 9450e Quad-Core</u>	1,455	3512	13.86	\$105.00*
<u>AMD Phenom 9500 Quad-Core</u>	1,564	3437	52.14	\$29.99*
<u>AMD Phenom 9550 Quad-Core</u>	1,656	3370	71.69	\$23.10*
<u>AMD Phenom 9600 Quad-Core</u>	1,607	3402	40.19	\$39.99*
<u>AMD Phenom 9600B Quad-Core</u>	1,842	3245	46.11	\$39.95*
<u>AMD Phenom 9650 Quad-Core</u>	1,743	3314	43.58	\$39.99*
<u>AMD Phenom 9750 Quad-Core</u>	1,843	3244	38.38	\$48.02*
<u>AMD Phenom 9750B Quad-Core</u>	1,520	3479	NA	NA
<u>AMD Phenom 9850 Quad-Core</u>	1,712	3330	13.17	\$129.99*

CPU Name				CPU Mark (higher is better)	Rank (lower is better)	CPU Value (higher is better)	Price (USD)
Hard Drive Benchmarks	Memory Benchmarks	PC Benchmarks	Software Marketshare	Database Benchmarks	Android Benchmarks	iOS Benchmarks	
AMD Phenom FX-5000 Quad-Core				1,599	3408	NA	NA
AMD Phenom FX-5200 Quad-Core				1,699	3338	NA	NA
AMD Phenom II N620 Dual-Core				992	3941	33.08	\$29.99*
AMD Phenom II N640 Dual-Core				1,135	3794	20.66	\$54.95*
AMD Phenom II N660 Dual-Core				1,083	3844	12.17	\$89.00*
AMD Phenom II N830 3+1				1,768	3304	NA	NA
AMD Phenom II N830 Triple-Core				1,241	3681	NA	NA
AMD Phenom II N850 Triple-Core				1,318	3614	52.73	\$25.00*
AMD Phenom II N870 Triple-Core				1,324	3609	NA	NA
AMD Phenom II N930 Quad-Core				1,584	3418	12.19	\$129.95*
AMD Phenom II N950 Quad-Core				1,587	3416	14.10	\$112.60*
AMD Phenom II N970 Quad-Core				1,687	3350	11.25	\$149.99*
AMD Phenom II P650 Dual-Core				933	3999	26.66	\$35.00*
AMD Phenom II P820 Triple-Core				1,068	3866	NA	NA
AMD Phenom II P840 Triple-Core				1,079	3849	NA	NA
AMD Phenom II P860 Triple-Core				1,250	3673	NA	NA
AMD Phenom II P920 Quad-Core				1,006	3928	15.48	\$65.00*
AMD Phenom II P940 Quad-Core				1,319	3613	NA	NA
AMD Phenom II P960 Quad-Core				1,404	3555	41.28	\$34.01*
AMD Phenom II X2 511				1,265	3661	NA	NA
AMD Phenom II X2 521				1,374	3576	NA	NA
AMD Phenom II X2 545				1,222	3698	27.78	\$43.98*
AMD Phenom II X2 550				1,155	3774	27.93	\$41.35*
AMD Phenom II X2 555				1,302	3626	99.91	\$13.03*
AMD Phenom II X2 560				1,381	3571	77.96	\$17.72*
AMD Phenom II X2 565				1,442	3521	8.54	\$168.87*
AMD Phenom II X2 570				1,437	3526	NA	NA
AMD Phenom II X2 B53				1,137	3792	NA	NA
AMD Phenom II X2 B55				1,204	3719	31.71	\$37.95
AMD Phenom II X2 B57				1,260	3664	NA	NA
AMD Phenom II X2 B59				1,396	3561	29.06	\$48.02*
AMD Phenom II X3 700e				1,451	3516	NA	NA

CPU Name					CPU Mark (higher is better)	Rank (lower is better)	CPU Value (higher is better)	Price (USD)
CPU Benchmarks	Video Card Benchmarks	Hard Drive Benchmarks	Memory Benchmarks	PC Benchmarks	Software Marketshare	Database Benchmarks	Android Benchmarks	iOS Benchmarks
<u>AMD Phenom II X3 720</u>					1,593	3412	24.72	\$64.45*
<u>AMD Phenom II X3 740</u>					1,424	3541	16.00	\$88.99*
<u>AMD Phenom II X3 B73</u>					1,538	3459	20.50	\$75.00*
<u>AMD Phenom II X3 B75</u>					1,781	3294	35.66	\$49.95*
<u>AMD Phenom II X3 B77</u>					1,844	3242	82.71	\$22.29*
<u>AMD Phenom II X4 805</u>					2,001	3136	11.50	\$173.99*
<u>AMD Phenom II X4 810</u>					1,999	3139	9.38	\$213.00*
<u>AMD Phenom II X4 820</u>					2,081	3085	43.33	\$48.02*
<u>AMD Phenom II X4 830</u>					2,072	3091	108.98	\$19.01*
<u>AMD Phenom II X4 840</u>					2,425	2880	80.82	\$30.00*
<u>AMD Phenom II X4 840T</u>					2,360	2920	40.68	\$58.02*
<u>AMD Phenom II X4 850</u>					2,455	2859	37.77	\$64.99*
<u>AMD Phenom II X4 900e</u>					1,727	3323	NA	NA
<u>AMD Phenom II X4 905e</u>					2,014	3132	37.30	\$53.99*
<u>AMD Phenom II X4 910</u>					1,776	3297	17.76	\$100.00*
<u>AMD Phenom II X4 910e</u>					2,131	3059	30.49	\$69.90*
<u>AMD Phenom II X4 920</u>					2,181	3033	78.21	\$27.89*
<u>AMD Phenom II X4 925</u>					2,277	2965	109.67	\$20.76*
<u>AMD Phenom II X4 940</u>					2,367	2917	11.18	\$211.77*
<u>AMD Phenom II X4 945</u>					2,410	2889	54.72	\$44.04
<u>AMD Phenom II X4 955</u>					2,534	2818	42.93	\$59.01*
<u>AMD Phenom II X4 960T</u>					2,375	2910	45.65	\$52.02*
<u>AMD Phenom II X4 965</u>					2,658	2746	41.52	\$64.02*
<u>AMD Phenom II X4 970</u>					2,706	2722	63.08	\$42.89*
<u>AMD Phenom II X4 973</u>					2,204	3012	NA	NA
<u>AMD Phenom II X4 975</u>					2,610	2774	37.31	\$69.95*
<u>AMD Phenom II X4 977</u>					2,377	2909	NA	NA
<u>AMD Phenom II X4 980</u>					2,839	2667	21.83	\$130.00*
<u>AMD Phenom II X4 B05e</u>					1,906	3201	NA	NA
<u>AMD Phenom II X4 B15e</u>					1,825	3254	NA	NA
<u>AMD Phenom II X4 B25</u>					2,108	3070	NA	NA
<u>AMD Phenom II X4 B35</u>					2,319	2942	NA	NA

CPU Name				CPU Mark (higher is better)	Rank (lower is better)	CPU Value (higher is better)	Price (USD)
Hard Drive Benchmarks	Memory Benchmarks	PC Benchmarks	Software Marketshare	Database Benchmarks	Android Benchmarks	iOS Benchmarks	
AMD Phenom II X4 B50				2,459	2853	NA	NA
AMD Phenom II X4 B55				2,584	2783	NA	NA
AMD Phenom II X4 B60				2,627	2767	NA	NA
AMD Phenom II X4 B65				2,690	2729	NA	NA
AMD Phenom II X4 B70				2,303	2949	NA	NA
AMD Phenom II X4 B93				2,159	3045	NA	NA
AMD Phenom II X4 B95				2,427	2877	45.84	\$52.95*
AMD Phenom II X4 B97				2,535	2816	31.71	\$79.95*
AMD Phenom II X4 B99				2,536	2815	NA	NA
AMD Phenom II X6 1035T				3,014	2586	27.91	\$108.00*
AMD Phenom II X6 1045T				3,235	2493	67.41	\$47.99*
AMD Phenom II X6 1055T				3,345	2443	55.76	\$59.99
AMD Phenom II X6 1065T				3,391	2422	51.08	\$66.37*
AMD Phenom II X6 1075T				3,474	2386	53.42	\$65.04*
AMD Phenom II X6 1090T				3,794	2287	13.55	\$279.99
AMD Phenom II X6 1100T				3,906	2256	15.02	\$259.99*
AMD Phenom II X6 1405T				3,371	2430	NA	NA
AMD Phenom II X620 Dual-Core				1,262	3662	NA	NA
AMD Phenom II X640 Dual-Core				1,165	3761	NA	NA
AMD Phenom II X920 Quad-Core				1,669	3359	NA	NA
AMD Phenom II X940 Quad-Core				1,797	3276	NA	NA
AMD Phenom X2 Dual-Core GE-5060				1,566	3434	NA	NA
AMD Phenom X2 Dual-Core GE-6060				1,722	3326	NA	NA
AMD Phenom X2 Dual-Core GE-7060				1,010	3923	NA	NA
AMD Phenom X2 Dual-Core GP-7730				884	4046	NA	NA
AMD Phenom X3 8550				1,151	3779	41.08	\$28.02*
AMD Phenom X4 Quad-Core GP-9500				1,297	3628	NA	NA
AMD Phenom X4 Quad-Core GP-9530				1,228	3692	NA	NA
AMD Phenom X4 Quad-Core GP-9600				1,649	3375	NA	NA
AMD Phenom X4 Quad-Core GP-9730				1,784	3290	NA	NA
AMD Phenom X4 Quad-Core GS-6560				1,063	3871	NA	NA
AMD PRO A4-3350B APU				1,790	3285	NA	NA

CPU Name					CPU Mark (higher is better)	Rank (lower is better)	CPU Value (higher is better)	Price (USD)
CPU Benchmarks	Video Card Benchmarks	Hard Drive Benchmarks	Memory Benchmarks	PC Benchmarks	Software Marketshare	Database Benchmarks	Android Benchmarks	iOS Benchmarks
AMD PRO A6-7350B					1,218	3703	NA	NA
AMD PRO A6-8500B					1,601	3406	NA	NA
AMD PRO A6-8530B					1,158	3768	NA	NA
AMD PRO A6-8550B					1,882	3217	NA	NA
AMD PRO A6-8570					1,906	3200	NA	NA
AMD PRO A6-8570E					1,652	3373	NA	NA
AMD PRO A6-9500					1,784	3289	24.11	\$74.00*
AMD PRO A6-9500B					1,357	3586	NA	NA
AMD PRO A6-9500E					1,689	3348	22.83	\$74.00*
AMD PRO A8-8600B					2,180	3035	NA	NA
AMD PRO A8-8650B					3,188	2517	NA	NA
AMD PRO A8-8670E					2,989	2600	NA	NA
AMD PRO A8-9600					3,308	2459	27.80	\$119.00*
AMD PRO A8-9600B					2,203	3014	NA	NA
AMD PRO A10-8700B					2,198	3019	NA	NA
AMD PRO A10-8730B					2,302	2950	NA	NA
AMD PRO A10-8750B					2,950	2619	NA	NA
AMD PRO A10-8770					3,574	2356	NA	NA
AMD PRO A10-8770E					3,018	2583	NA	NA
AMD PRO A10-8850B					3,752	2306	NA	NA
AMD PRO A10-9700					3,648	2336	21.59	\$169.00*
AMD PRO A10-9700B					2,545	2813	NA	NA
AMD PRO A10-9700E					3,014	2587	21.68	\$139.00*
AMD PRO A12-8800B					2,678	2736	NA	NA
AMD PRO A12-8830B					2,628	2765	NA	NA
AMD PRO A12-8870					3,849	2275	NA	NA
AMD PRO A12-8870E					3,021	2581	NA	NA
AMD PRO A12-9800					3,755	2305	22.22	\$169.00*
AMD PRO A12-9800B					2,695	2726	NA	NA
AMD PRO A12-9800E					3,094	2556	18.31	\$169.00*
AMD QC-4000					1,155	3772	NA	NA
AMD R-260H APU					954	3976	NA	NA

CPU Name					CPU Mark (higher is better)	Rank (lower is better)	CPU Value (higher is better)	Price (USD)
CPU Benchmarks	Video Card Benchmarks	Hard Drive Benchmarks	Memory Benchmarks	PC Benchmarks	Software Marketshare	Database Benchmarks	Android Benchmarks	iOS Benchmarks
<u>AMD R-464L APU</u>					1,773	3299	NA	NA
<u>AMD RX-225FB</u>					892	4039	NA	NA
<u>AMD RX-425BB</u>					2,637	2758	NA	NA
<u>AMD RX-427BB</u>					2,728	2710	NA	NA
<u>AMD Ryzen 3 1200</u>					6,269	1749	73.75	\$85.00
<u>AMD Ryzen 3 1300X</u>					6,958	1623	111.75	\$62.26*
<u>AMD Ryzen 3 2200G</u>					6,746	1658	51.89	\$130.00
<u>AMD Ryzen 3 2200GE</u>					5,875	1823	NA	NA
<u>AMD Ryzen 3 2200U</u>					3,679	2327	NA	NA
<u>AMD Ryzen 3 2300U</u>					5,514	1906	NA	NA
<u>AMD Ryzen 3 2300X</u>					7,614	1512	42.75	\$178.09*
<u>AMD Ryzen 3 3100</u>					11,577	1182	85.75	\$135.00
<u>AMD Ryzen 3 3200G</u>					7,103	1596	NA	NA
<u>AMD Ryzen 3 3200GE</u>					7,289	1565	NA	NA
<u>AMD Ryzen 3 3200U</u>					3,768	2299	NA	NA
<u>AMD Ryzen 3 3250C</u>					3,153	2528	NA	NA
<u>AMD Ryzen 3 3250U</u>					3,788	2290	NA	NA
<u>AMD Ryzen 3 3300U</u>					5,627	1875	NA	NA
<u>AMD Ryzen 3 3300X</u>					12,604	1119	89.40	\$140.99
<u>AMD Ryzen 3 3350U</u>					5,807	1835	NA	NA
<u>AMD Ryzen 3 4100</u>					11,033	1214	159.32	\$69.25
<u>AMD Ryzen 3 4300G</u>					10,034	1276	90.38	\$111.02
<u>AMD Ryzen 3 4300GE</u>					11,239	1198	NA	NA
<u>AMD Ryzen 3 4300U</u>					7,407	1546	NA	NA
<u>AMD Ryzen 3 5300G</u>					12,991	1100	NA	NA
<u>AMD Ryzen 3 5300GE</u>					13,074	1092	NA	NA
<u>AMD Ryzen 3 5300U</u>					9,671	1306	NA	NA
<u>AMD Ryzen 3 5400U</u>					11,023	1215	NA	NA
<u>AMD Ryzen 3 5425U</u>					11,198	1202	NA	NA
<u>AMD Ryzen 3 7320C</u>					8,265	1432	NA	NA
<u>AMD Ryzen 3 7320U</u>					8,692	1390	NA	NA
<u>AMD Ryzen 3 7330U</u>					11,111	1207	NA	NA

CPU Name					CPU Mark (higher is better)	Rank (lower is better)	CPU Value (higher is better)	Price (USD)
CPU Benchmarks	Video Card Benchmarks	Hard Drive Benchmarks	Memory Benchmarks	PC Benchmarks	Software Marketshare	Database Benchmarks	Android Benchmarks	iOS Benchmarks
<u>AMD Ryzen 3 8300G</u>					14,374	1008	NA	NA
<u>AMD Ryzen 3 8300GE</u>					13,846	1038	NA	NA
<u>AMD Ryzen 3 8440U</u>					12,805	1108	NA	NA
<u>AMD Ryzen 3 PRO 1200</u>					5,808	1834	NA	NA
<u>AMD Ryzen 3 PRO 1300</u>					7,234	1578	NA	NA
<u>AMD Ryzen 3 PRO 2100GE</u>					4,051	2220	NA	NA
<u>AMD Ryzen 3 PRO 2200G</u>					6,617	1679	NA	NA
<u>AMD Ryzen 3 PRO 2200GE</u>					6,435	1713	NA	NA
<u>AMD Ryzen 3 PRO 2300U</u>					5,630	1873	NA	NA
<u>AMD Ryzen 3 PRO 3200G</u>					6,545	1693	NA	NA
<u>AMD Ryzen 3 PRO 3200GE</u>					6,863	1640	NA	NA
<u>AMD Ryzen 3 PRO 3300U</u>					6,005	1805	NA	NA
<u>AMD Ryzen 3 PRO 4200G</u>					10,831	1230	NA	NA
<u>AMD Ryzen 3 PRO 4200GE</u>					10,930	1220	NA	NA
<u>AMD Ryzen 3 PRO 4350G</u>					10,904	1224	NA	NA
<u>AMD Ryzen 3 PRO 4350GE</u>					10,943	1219	NA	NA
<u>AMD Ryzen 3 PRO 4355GE</u>					10,559	1241	NA	NA
<u>AMD Ryzen 3 PRO 4450U</u>					9,824	1299	NA	NA
<u>AMD Ryzen 3 PRO 5350G</u>					13,793	1042	NA	NA
<u>AMD Ryzen 3 PRO 5350GE</u>					12,663	1117	NA	NA
<u>AMD Ryzen 3 PRO 5355GE</u>					12,761	1112	NA	NA
<u>AMD Ryzen 3 PRO 5450U</u>					11,043	1213	NA	NA
<u>AMD Ryzen 3 PRO 5475U</u>					11,381	1193	NA	NA
<u>AMD Ryzen 3 PRO 7330U</u>					12,484	1129	NA	NA
<u>AMD Ryzen 3 PRO 7335U</u>					12,463	1130	NA	NA
<u>AMD Ryzen 3 PRO 8300G</u>					14,539	993	NA	NA
<u>AMD Ryzen 3 PRO 8300GE</u>					14,719	980	NA	NA
<u>AMD Ryzen 5 230</u>					19,681	740	NA	NA
<u>AMD Ryzen 5 1400</u>					7,743	1499	81.50	\$95.00
<u>AMD Ryzen 5 1500X</u>					9,085	1364	46.59	\$195.00
<u>AMD Ryzen 5 1600</u>					12,276	1140	106.75	\$115.00
<u>AMD Ryzen 5 1600X</u>					13,039	1095	104.31	\$125.00

CPU Name					CPU Mark (higher is better)	Rank (lower is better)	CPU Value (higher is better)	Price (USD)
CPU Benchmarks	Video Card Benchmarks	Hard Drive Benchmarks	Memory Benchmarks	PC Benchmarks	Software Marketshare	Database Benchmarks	Android Benchmarks	iOS Benchmarks
AMD Ryzen 5 2500U					6,519	1699	NA	NA
AMD Ryzen 5 2500X					9,455	1326	NA	NA
AMD Ryzen 5 2600					13,173	1086	153.78	\$85.66
AMD Ryzen 5 2600E					11,771	1170	NA	NA
AMD Ryzen 5 2600H					8,002	1473	NA	NA
AMD Ryzen 5 2600X					13,894	1037	94.52	\$147.00
AMD Ryzen 5 3350G					8,980	1369	NA	NA
AMD Ryzen 5 3350GE					9,343	1336	NA	NA
AMD Ryzen 5 3400G					9,228	1347	93.26	\$98.95
AMD Ryzen 5 3400GE					8,854	1381	24.91	\$355.40*
AMD Ryzen 5 3450U					6,682	1670	NA	NA
AMD Ryzen 5 3500					12,790	1109	166.13	\$76.99
AMD Ryzen 5 3500C					5,682	1862	NA	NA
AMD Ryzen 5 3500U					6,881	1635	NA	NA
AMD Ryzen 5 3500X					13,168	1087	NA	NA
AMD Ryzen 5 3550H					7,745	1498	NA	NA
AMD Ryzen 5 3550U					7,681	1506	NA	NA
AMD Ryzen 5 3580U					7,086	1600	NA	NA
AMD Ryzen 5 3600					17,718	840	224.28	\$79.00
AMD Ryzen 5 3600X					18,170	818	NA	NA
AMD Ryzen 5 3600XT					18,599	794	NA	NA
AMD Ryzen 5 4400G					17,160	868	NA	NA
AMD Ryzen 5 4500					16,121	917	237.08	\$68.00
AMD Ryzen 5 4500U					10,848	1228	NA	NA
AMD Ryzen 5 4600G					16,041	923	124.35	\$129.00
AMD Ryzen 5 4600GE					15,820	928	NA	NA
AMD Ryzen 5 4600H					14,361	1010	NA	NA
AMD Ryzen 5 4600HS					14,260	1016	NA	NA
AMD Ryzen 5 4600U					13,436	1064	NA	NA
AMD Ryzen 5 5500					19,343	761	254.51	\$76.00
AMD Ryzen 5 5500GT					20,289	712	143.91	\$140.99
AMD Ryzen 5 5500H					11,400	1192	NA	NA

CPU Name					CPU Mark (higher is better)	Rank (lower is better)	CPU Value (higher is better)	Price (USD)
CPU Benchmarks	Video Card Benchmarks	Hard Drive Benchmarks	Memory Benchmarks	PC Benchmarks	Software Marketshare	Database Benchmarks	Android Benchmarks	iOS Benchmarks
AMD Ryzen 5 5600					21,559	650	NA	NA
AMD Ryzen 5 5600G					19,815	736	NA	NA
AMD Ryzen 5 5600GE					18,603	792	NA	NA
AMD Ryzen 5 5600GT					20,308	710	160.21	\$126.76
AMD Ryzen 5 5600H					16,819	887	NA	NA
AMD Ryzen 5 5600T					22,117	622	163.83	\$135.00
AMD Ryzen 5 5600U					15,291	954	NA	NA
AMD Ryzen 5 5600X					21,870	631	NA	NA
AMD Ryzen 5 5600X3D					21,865	632	NA	NA
AMD Ryzen 5 5600XT					22,101	624	130.78	\$169.00
AMD Ryzen 5 5625U					14,849	970	NA	NA
AMD Ryzen 5 6600H					18,677	787	NA	NA
AMD Ryzen 5 6600HS Creator Edition					18,121	823	NA	NA
AMD Ryzen 5 6600U					16,545	894	NA	NA
AMD Ryzen 5 7235HS					12,154	1147	NA	NA
AMD Ryzen 5 7430U					15,354	951	NA	NA
AMD Ryzen 5 7500F					26,864	454	NA	NA
AMD Ryzen 5 7520U					9,185	1353	NA	NA
AMD Ryzen 5 7530U					15,735	931	NA	NA
AMD Ryzen 5 7535HS					18,165	819	NA	NA
AMD Ryzen 5 7535U					17,021	877	NA	NA
AMD Ryzen 5 7540U					18,600	793	NA	NA
AMD Ryzen 5 7600					27,055	448	146.28	\$184.96
AMD Ryzen 5 7600X					28,449	404	NA	NA
AMD Ryzen 5 7600X3D					25,698	486	NA	NA
AMD Ryzen 5 7640HS					23,074	582	NA	NA
AMD Ryzen 5 7640U					21,236	662	NA	NA
AMD Ryzen 5 7645HX					26,868	452	NA	NA
AMD Ryzen 5 8400F					24,407	529	163.81	\$149.00
AMD Ryzen 5 8500G					21,656	642	151.44	\$143.00
AMD Ryzen 5 8500GE					20,792	680	NA	NA
AMD Ryzen 5 8540U					18,427	800	NA	NA

CPU Name				CPU Mark (higher is better)	Rank (lower is better)	CPU Value (higher is better)	Price (USD)
Hard Drive Benchmarks	Memory Benchmarks	PC Benchmarks	Software Marketshare	Database Benchmarks	Android Benchmarks	iOS Benchmarks	
AMD Ryzen 5 8640U				20,435	702	NA	NA
AMD Ryzen 5 8645HS				22,728	593	NA	NA
AMD Ryzen 5 9600				29,369	384	NA	NA
AMD Ryzen 5 9600X				30,016	371	134.60	\$223.00
AMD Ryzen 5 Microsoft Surface Edition				7,243	1577	NA	NA
AMD Ryzen 5 PRO 1500				9,126	1357	NA	NA
AMD Ryzen 5 PRO 1600				11,757	1171	NA	NA
AMD Ryzen 5 PRO 2400G				8,547	1402	NA	NA
AMD Ryzen 5 PRO 2400GE				7,706	1504	NA	NA
AMD Ryzen 5 PRO 2500U				6,662	1672	NA	NA
AMD Ryzen 5 PRO 2600				13,407	1067	NA	NA
AMD Ryzen 5 PRO 3350G				9,203	1350	NA	NA
AMD Ryzen 5 PRO 3350GE				9,643	1311	NA	NA
AMD Ryzen 5 PRO 3400G				9,100	1362	NA	NA
AMD Ryzen 5 PRO 3400GE				8,008	1471	NA	NA
AMD Ryzen 5 PRO 3500U				7,020	1612	NA	NA
AMD Ryzen 5 PRO 3600				17,414	860	NA	NA
AMD Ryzen 5 PRO 4400G				16,485	898	NA	NA
AMD Ryzen 5 PRO 4400GE				14,795	975	NA	NA
AMD Ryzen 5 PRO 4500U				12,117	1153	NA	NA
AMD Ryzen 5 PRO 4650G				16,144	916	NA	NA
AMD Ryzen 5 PRO 4650GE				15,460	945	NA	NA
AMD Ryzen 5 PRO 4650U				12,430	1132	NA	NA
AMD Ryzen 5 PRO 4655G				16,093	921	NA	NA
AMD Ryzen 5 PRO 4655GE				14,436	1000	NA	NA
AMD Ryzen 5 PRO 5645				21,904	629	NA	NA
AMD Ryzen 5 PRO 5650G				20,668	690	NA	NA
AMD Ryzen 5 PRO 5650GE				18,330	810	NA	NA
AMD Ryzen 5 PRO 5650U				14,669	985	NA	NA
AMD Ryzen 5 PRO 5655G				20,467	700	NA	NA
AMD Ryzen 5 PRO 5655GE				17,049	875	NA	NA
AMD Ryzen 5 PRO 5675U				14,463	996	NA	NA

CPU Name					CPU Mark (higher is better)	Rank (lower is better)	CPU Value (higher is better)	Price (USD)
CPU Benchmarks	Video Card Benchmarks	Hard Drive Benchmarks	Memory Benchmarks	PC Benchmarks	Software Marketshare	Database Benchmarks	Android Benchmarks	iOS Benchmarks
AMD Ryzen 5 PRO 7530U					14,575	989	NA	NA
AMD Ryzen 5 Pro 7535U					17,148	870	NA	NA
AMD Ryzen 5 PRO 7540U					17,966	829	NA	NA
AMD Ryzen 5 PRO 7640HS					22,778	591	NA	NA
AMD Ryzen 5 PRO 7640U					21,287	660	NA	NA
AMD Ryzen 5 PRO 7645					27,184	443	NA	NA
AMD Ryzen 5 PRO 8500G					22,108	623	NA	NA
AMD Ryzen 5 PRO 8500GE					21,833	634	NA	NA
AMD Ryzen 5 PRO 8540U					18,214	816	NA	NA
AMD Ryzen 5 PRO 8600G					24,821	516	NA	NA
AMD Ryzen 5 PRO 8600GE					24,156	537	NA	NA
AMD Ryzen 5 PRO 8640HS					21,603	648	NA	NA
AMD Ryzen 5 PRO 8640U					23,756	550	NA	NA
AMD Ryzen 7 250					23,552	558	NA	NA
AMD Ryzen 7 1700					14,804	972	76.95	\$192.38
AMD Ryzen 7 1700X					15,658	936	80.30	\$195.00
AMD Ryzen 7 1800X					16,341	904	93.38	\$175.00
AMD Ryzen 7 2700					15,686	933	NA	NA
AMD Ryzen 7 2700E					14,657	986	NA	NA
AMD Ryzen 7 2700U					6,843	1642	NA	NA
AMD Ryzen 7 2700X					17,495	851	94.06	\$186.00
AMD Ryzen 7 2800H					8,144	1449	NA	NA
AMD Ryzen 7 3700C					6,682	1669	NA	NA
AMD Ryzen 7 3700U					7,111	1595	NA	NA
AMD Ryzen 7 3700X					22,492	602	NA	NA
AMD Ryzen 7 3750H					8,061	1460	NA	NA
AMD Ryzen 7 3780U					6,958	1622	NA	NA
AMD Ryzen 7 3800X					23,088	579	NA	NA
AMD Ryzen 7 3800XT					23,584	556	51.38	\$459.00
AMD Ryzen 7 4700G					20,111	726	85.54	\$235.12*
AMD Ryzen 7 4700GE					19,770	739	NA	NA
AMD Ryzen 7 4700U					13,272	1075	NA	NA

CPU Name					CPU Mark (higher is better)	Rank (lower is better)	CPU Value (higher is better)	Price (USD)
CPU Benchmarks	Video Card Benchmarks	Hard Drive Benchmarks	Memory Benchmarks	PC Benchmarks	Software Marketshare	Database Benchmarks	Android Benchmarks	iOS Benchmarks
AMD Ryzen 7 4800U					16,638	890	NA	NA
AMD Ryzen 7 4850U Mobile					17,110	872	NA	NA
AMD Ryzen 7 4980U Microsoft Surface Edition					17,469	857	NA	NA
AMD Ryzen 7 5700					24,317	532	192.99	\$126.00
AMD Ryzen 7 5700G					24,494	525	159.05	\$154.00
AMD Ryzen 7 5700GE					22,028	627	NA	NA
AMD Ryzen 7 5700U					15,738	930	NA	NA
AMD Ryzen 7 5700X					26,627	462	NA	NA
AMD Ryzen 7 5700X3D					26,312	470	92.36	\$284.89
AMD Ryzen 7 5800					25,755	484	NA	NA
AMD Ryzen 7 5800H					20,925	672	NA	NA
AMD Ryzen 7 5800HS					19,847	734	NA	NA
AMD Ryzen 7 5800HS Creator Edition					21,166	663	NA	NA
AMD Ryzen 7 5800U					18,334	809	NA	NA
AMD Ryzen 7 5800X					27,780	428	NA	NA
AMD Ryzen 7 5800X3D					28,313	409	NA	NA
AMD Ryzen 7 5800XT					28,305	410	176.92	\$159.99
AMD Ryzen 7 5825C					14,149	1026	NA	NA
AMD Ryzen 7 5825U					18,282	811	NA	NA
AMD Ryzen 7 6800H					23,238	574	NA	NA
AMD Ryzen 7 6800HS					22,818	590	NA	NA
AMD Ryzen 7 6800HS Creator Edition					21,616	645	NA	NA
AMD Ryzen 7 6800U					20,431	703	NA	NA
AMD Ryzen 7 7435HS					23,590	555	NA	NA
AMD Ryzen 7 7700					34,506	289	132.71	\$260.00
AMD Ryzen 7 7700X					35,874	274	NA	NA
AMD Ryzen 7 7730U					18,410	802	NA	NA
AMD Ryzen 7 7735H					23,805	548	NA	NA
AMD Ryzen 7 7735HS					23,492	563	NA	NA
AMD Ryzen 7 7735U					20,905	673	NA	NA
AMD Ryzen 7 7736U					22,214	615	NA	NA
AMD Ryzen 7 7745HX					32,679	321	NA	NA

CPU Name					CPU Mark (higher is better)	Rank (lower is better)	CPU Value (higher is better)	Price (USD)
CPU Benchmarks	Video Card Benchmarks	Hard Drive Benchmarks	Memory Benchmarks	PC Benchmarks	Software Marketshare	Database Benchmarks	Android Benchmarks	iOS Benchmarks
AMD Ryzen 7 7840HS					28,832	393	NA	NA
AMD Ryzen 7 7840HX					43,355	217	NA	NA
AMD Ryzen 7 7840S					23,637	553	NA	NA
AMD Ryzen 7 7840U					24,953	507	NA	NA
AMD Ryzen 7 8700F					31,537	340	121.30	\$259.99
AMD Ryzen 7 8700G					31,576	339	113.18	\$278.98
AMD Ryzen 7 8745H					30,379	361	NA	NA
AMD Ryzen 7 8745HS					29,177	387	NA	NA
AMD Ryzen 7 8840HS					24,682	521	NA	NA
AMD Ryzen 7 8840U					23,406	565	NA	NA
AMD Ryzen 7 8845H					26,602	464	NA	NA
AMD Ryzen 7 8845HS					28,724	397	NA	NA
AMD Ryzen 7 9700X					37,161	267	128.58	\$289.00
AMD Ryzen 7 9800X3D					40,085	246	NA	NA
AMD Ryzen 7 Extreme Edition					16,909	884	NA	NA
AMD Ryzen 7 PRO 1700					14,696	982	NA	NA
AMD Ryzen 7 PRO 1700X					15,625	938	NA	NA
AMD Ryzen 7 PRO 2700					15,334	953	NA	NA
AMD Ryzen 7 PRO 2700U					7,001	1616	NA	NA
AMD Ryzen 7 PRO 2700X					16,971	880	NA	NA
AMD Ryzen 7 PRO 3700					22,833	588	69.19	\$329.99*
AMD Ryzen 7 PRO 3700U					7,397	1548	NA	NA
AMD Ryzen 7 PRO 4700G					19,439	753	NA	NA
AMD Ryzen 7 PRO 4750G					20,360	706	68.47	\$297.38*
AMD Ryzen 7 PRO 4750GE					18,450	799	NA	NA
AMD Ryzen 7 PRO 4750U					15,029	962	NA	NA
AMD Ryzen 7 PRO 5750G					24,324	531	NA	NA
AMD Ryzen 7 PRO 5750GE					21,697	638	NA	NA
AMD Ryzen 7 PRO 5755GE					20,894	674	NA	NA
AMD Ryzen 7 PRO 5845					26,043	476	NA	NA
AMD Ryzen 7 PRO 5850U					17,308	864	NA	NA
AMD Ryzen 7 PRO 5875U					16,306	906	NA	NA

CPU Name					CPU Mark (higher is better)	Rank (lower is better)	CPU Value (higher is better)	Price (USD)
CPU Benchmarks	Video Card Benchmarks	Hard Drive Benchmarks	Memory Benchmarks	PC Benchmarks	Software Marketshare	Database Benchmarks	Android Benchmarks	iOS Benchmarks
AMD Ryzen 7 PRO 6850U					20,766	683	NA	NA
AMD Ryzen 7 PRO 6860Z					20,630	692	NA	NA
AMD Ryzen 7 PRO 7730U					18,581	795	NA	NA
AMD Ryzen 7 Pro 7735U					19,115	767	NA	NA
AMD Ryzen 7 PRO 7745					33,159	311	NA	NA
AMD Ryzen 7 PRO 7840HS					26,804	456	NA	NA
AMD Ryzen 7 PRO 7840U					24,662	523	NA	NA
AMD Ryzen 7 PRO 8700G					31,195	346	NA	NA
AMD Ryzen 7 PRO 8700GE					28,254	411	NA	NA
AMD Ryzen 7 PRO 8840HS					27,115	447	NA	NA
AMD Ryzen 7 PRO 8840U					23,843	546	NA	NA
AMD Ryzen 7 PRO 8845HS					29,048	389	NA	NA
AMD Ryzen 9 3900					30,692	354	60.89	\$504.05*
AMD Ryzen 9 3900X					32,580	323	NA	NA
AMD Ryzen 9 3900XT					32,608	322	86.95	\$375.00
AMD Ryzen 9 3950X					38,671	250	79.58	\$485.95
AMD Ryzen 9 4900H					19,168	766	NA	NA
AMD Ryzen 9 4900HS					18,895	777	NA	NA
AMD Ryzen 9 5900					34,197	295	NA	NA
AMD Ryzen 9 5900H					20,557	696	NA	NA
AMD Ryzen 9 5900HS					21,459	654	NA	NA
AMD Ryzen 9 5900HS Creator Edition					20,691	689	NA	NA
AMD Ryzen 9 5900HX					22,419	606	NA	NA
AMD Ryzen 9 5900X					39,052	248	NA	NA
AMD Ryzen 9 5900XT					44,141	206	152.22	\$289.99
AMD Ryzen 9 5950X					45,498	199	134.65	\$337.90
AMD Ryzen 9 5980HS					21,133	665	NA	NA
AMD Ryzen 9 5980HX					23,540	560	NA	NA
AMD Ryzen 9 6900HS					23,374	568	NA	NA
AMD Ryzen 9 6900HS Creator Edition					21,575	649	NA	NA
AMD Ryzen 9 6900HX					24,486	526	NA	NA
AMD Ryzen 9 7845HX					45,389	201	NA	NA

CPU Name				CPU Mark (higher is better)	Rank (lower is better)	CPU Value (higher is better)	Price (USD)
Hard Drive Benchmarks	Memory Benchmarks	PC Benchmarks	Software Marketshare	Database Benchmarks	Android Benchmarks	iOS Benchmarks	
AMD Ryzen 9 7900X3D				50,368	160	NA	NA
AMD Ryzen 9 7940H				28,600	400	NA	NA
AMD Ryzen 9 7940HS				30,163	366	NA	NA
AMD Ryzen 9 7940HX				54,295	138	NA	NA
AMD Ryzen 9 7945HX				54,892	134	NA	NA
AMD Ryzen 9 7945HX3D				57,212	125	NA	NA
AMD Ryzen 9 7950X				62,589	85	NA	NA
AMD Ryzen 9 7950X3D				62,464	86	NA	NA
AMD Ryzen 9 8945H				30,136	369	NA	NA
AMD Ryzen 9 8945HS				29,894	374	NA	NA
AMD Ryzen 9 9900X				54,764	136	148.19	\$369.55
AMD Ryzen 9 9900X3D				56,350	131	93.92	\$599.99
AMD Ryzen 9 9950X				66,326	75	124.54	\$532.56
AMD Ryzen 9 9950X3D				70,356	64	84.77	\$829.99
AMD Ryzen 9 PRO 3900				31,366	343	NA	NA
AMD Ryzen 9 PRO 5945				34,549	288	NA	NA
AMD Ryzen 9 PRO 6950H				23,550	559	NA	NA
AMD Ryzen 9 PRO 6950HS				22,697	594	NA	NA
AMD Ryzen 9 PRO 7940HS				28,127	417	NA	NA
AMD Ryzen 9 PRO 7945				47,845	177	NA	NA
AMD Ryzen 9 PRO 8945HS				28,950	391	NA	NA
AMD Ryzen AI 7 350				24,704	520	NA	NA
AMD Ryzen AI 7 PRO 350				23,473	564	NA	NA
AMD Ryzen AI 7 PRO 360				21,423	658	NA	NA
AMD Ryzen AI 9 365				29,365	385	NA	NA
AMD Ryzen AI 9 HX 370				35,123	281	NA	NA
AMD Ryzen AI 9 HX 375				32,324	326	NA	NA
AMD Ryzen AI 9 HX PRO 370				34,135	299	NA	NA
AMD Ryzen AI 9 HX PRO 375				32,453	324	NA	NA
AMD Ryzen Embedded R1305G				3,052	2571	NA	NA
AMD Ryzen Embedded R1505G				3,780	2295	NA	NA
AMD Ryzen Embedded R1600				3,276	2479	NA	NA

CPU Name					CPU Mark (higher is better)	Rank (lower is better)	CPU Value (higher is better)	Price (USD)
CPU Benchmarks	Video Card Benchmarks	Hard Drive Benchmarks	Memory Benchmarks	PC Benchmarks	Software Marketshare	Database Benchmarks	Android Benchmarks	iOS Benchmarks
<u>AMD Ryzen Embedded R2314</u>					5,937	1814	NA	NA
<u>AMD Ryzen Embedded R2514</u>					6,883	1634	NA	NA
<u>AMD Ryzen Embedded R2544</u>					8,486	1411	NA	NA
<u>AMD Ryzen Embedded V3C14</u>					11,882	1158	NA	NA
<u>AMD Ryzen Embedded V3C18I</u>					17,053	874	NA	NA
<u>AMD Ryzen Embedded V3C48</u>					20,203	718	NA	NA
<u>AMD Ryzen Embedded V1202B</u>					3,512	2373	NA	NA
<u>AMD Ryzen Embedded V1404I</u>					6,007	1804	NA	NA
<u>AMD Ryzen Embedded V1500B</u>					4,829	2042	NA	NA
<u>AMD Ryzen Embedded V1605B</u>					6,719	1662	NA	NA
<u>AMD Ryzen Embedded V1756B</u>					8,041	1466	NA	NA
<u>AMD Ryzen Embedded V1807B</u>					8,172	1447	NA	NA
<u>AMD Ryzen Embedded V1807F</u>					7,775	1496	NA	NA
<u>AMD Ryzen Embedded V2516</u>					13,016	1097	NA	NA
<u>AMD Ryzen Embedded V2546</u>					12,124	1150	NA	NA
<u>AMD Ryzen Embedded V2718</u>					16,075	922	NA	NA
<u>AMD Ryzen Embedded V2748</u>					17,540	846	NA	NA
<u>AMD Ryzen Threadripper 1900X</u>					16,797	888	136.57	\$122.99*
<u>AMD Ryzen Threadripper 1920</u>					22,066	625	NA	NA
<u>AMD Ryzen Threadripper 1920X</u>					23,076	581	98.19	\$235.00
<u>AMD Ryzen Threadripper 1950X</u>					27,625	432	44.42	\$621.95*
<u>AMD Ryzen Threadripper 2920X</u>					25,202	497	111.96	\$225.10
<u>AMD Ryzen Threadripper 2950X</u>					29,558	381	42.29	\$698.88*
<u>AMD Ryzen Threadripper 2970WX</u>					31,048	347	34.54	\$898.88
<u>AMD Ryzen Threadripper 2990WX</u>					32,126	329	11.90	\$2,698.95*
<u>AMD Ryzen Threadripper 2990X</u>					25,874	481	NA	NA
<u>AMD Ryzen Threadripper 3960X</u>					54,808	135	32.24	\$1,699.99*
<u>AMD Ryzen Threadripper 3970X</u>					63,100	84	38.24	\$1,650.00
<u>AMD Ryzen Threadripper 3990X</u>					80,162	48	28.42	\$2,820.95*
<u>AMD Ryzen Threadripper 7960X</u>					83,832	36	63.13	\$1,327.97
<u>AMD Ryzen Threadripper 7970X</u>					98,619	20	47.87	\$2,059.99
<u>AMD Ryzen Threadripper 7980X</u>					138,927	5	29.05	\$4,782.99

CPU Name				CPU Mark (higher is better)	Rank (lower is better)	CPU Value (higher is better)	Price (USD)
Hard Drive Benchmarks	Memory Benchmarks	PC Benchmarks	Software Marketshare	Database Benchmarks	Android Benchmarks	iOS Benchmarks	
AMD Ryzen Threadripper PRO 3975WX				62,378	87	47.08	\$1,325.00
AMD Ryzen Threadripper PRO 3995WX				83,547	37	NA	NA
AMD Ryzen Threadripper PRO 5945WX				40,597	240	NA	NA
AMD Ryzen Threadripper PRO 5955WX				50,051	164	52.98	\$944.69
AMD Ryzen Threadripper PRO 5965WX				66,626	73	30.48	\$2,185.99
AMD Ryzen Threadripper PRO 5975WX				75,620	54	29.60	\$2,555.00
AMD Ryzen Threadripper PRO 5995WX				93,981	24	29.19	\$3,220.00
AMD Ryzen Threadripper PRO 7945WX				49,947	165	NA	NA
AMD Ryzen Threadripper PRO 7955WX				59,761	100	NA	NA
AMD Ryzen Threadripper PRO 7965WX				81,735	45	30.86	\$2,649.00
AMD Ryzen Threadripper PRO 7975WX				96,008	22	24.62	\$3,899.00
AMD Ryzen Threadripper PRO 7985WX				134,355	6	18.66	\$7,199.99
AMD Ryzen Threadripper PRO 7995WX				146,786	4	14.68	\$9,999.99
AMD Ryzen Z1				18,365	805	NA	NA
AMD Ryzen Z1 Extreme				25,158	500	NA	NA
AMD Ryzen Z2 Go				12,270	1141	NA	NA
AMD Sempron 130				511	4500	17.03	\$30.00*
AMD Sempron 140				486	4518	40.69	\$11.95*
AMD Sempron 145				518	4488	12.95	\$39.99*
AMD Sempron 150				597	4393	39.96	\$14.95*
AMD Sempron 200U				125	4997	1.43	\$87.00*
AMD Sempron 210U				267	4794	NA	NA
AMD Sempron 240				1,278	3648	35.39	\$36.10*
AMD Sempron 2200+				184	4919	4.60	\$39.95*
AMD Sempron 2300+				207	4880	4.60	\$45.00*
AMD Sempron 2400+				205	4884	15.74	\$12.99*
AMD Sempron 2500+				207	4879	3.45	\$59.95*
AMD Sempron 2600+				253	4812	7.23	\$34.95*
AMD Sempron 2650 APU				551	4451	5.59	\$98.56*
AMD Sempron 2800+				243	4824	8.11	\$29.95*
AMD Sempron 3000+				299	4746	8.54	\$34.95*
AMD Sempron 3100+				298	4749	4.58	\$65.00*

CPU Name					CPU Mark (higher is better)	Rank (lower is better)	CPU Value (higher is better)	Price (USD)
CPU Benchmarks	Video Card Benchmarks	Hard Drive Benchmarks	Memory Benchmarks	PC Benchmarks	Software Marketshare	Database Benchmarks	Android Benchmarks	iOS Benchmarks
AMD Sempron 3400+					292	4756	3.37	\$86.68*
AMD Sempron 3500+					232	4849	9.28	\$24.99*
AMD Sempron 3600+					364	4652	24.24	\$15.00*
AMD Sempron 3800+					360	4656	24.03	\$14.99*
AMD Sempron 3850 APU					1,174	3750	24.67	\$47.57*
AMD Sempron Dual Core 2100					533	4469	14.04	\$37.99*
AMD Sempron Dual Core 2200					563	4436	14.09	\$39.95*
AMD Sempron Dual Core 2300					555	4447	13.22	\$41.99*
AMD Sempron LE-1100					315	4723	9.02	\$34.95*
AMD Sempron LE-1150					251	4814	16.82	\$14.94*
AMD Sempron LE-1200					349	4665	23.32	\$14.95*
AMD Sempron LE-1250					301	4744	3.01	\$99.99*
AMD Sempron LE-1300					417	4586	15.44	\$27.00*
AMD Sempron M100					332	4701	27.66	\$12.00*
AMD Sempron M120					281	4771	NA	NA
AMD Sempron SI-40					288	4763	24.02	\$12.00*
AMD Sempron SI-42					245	4821	8.15	\$29.99*
AMD Sempron X2 180					826	4120	11.90	\$69.40*
AMD Sempron X2 190					879	4052	10.53	\$83.44*
AMD Sempron X2 198 Dual-Core					930	4000	NA	NA
AMD Turion 64 Mobile MK-36					334	4696	NA	NA
AMD Turion 64 Mobile MK-38					362	4655	NA	NA
AMD Turion 64 Mobile ML-28					254	4809	NA	NA
AMD Turion 64 Mobile ML-30					277	4780	NA	NA
AMD Turion 64 Mobile ML-32					285	4767	NA	NA
AMD Turion 64 Mobile ML-34					319	4714	NA	NA
AMD Turion 64 Mobile ML-37					334	4694	12.86	\$25.99*
AMD Turion 64 Mobile ML-40					336	4688	NA	NA
AMD Turion 64 Mobile ML-42					400	4611	NA	NA
AMD Turion 64 Mobile ML-44					384	4635	NA	NA
AMD Turion 64 Mobile MT-30					246	4819	NA	NA
AMD Turion 64 Mobile MT-32					286	4765	NA	NA

CPU Name					CPU Mark (higher is better)	Rank (lower is better)	CPU Value (higher is better)	Price (USD)
CPU Benchmarks	Video Card Benchmarks	Hard Drive Benchmarks	Memory Benchmarks	PC Benchmarks	Software Marketshare	Database Benchmarks	Android Benchmarks	iOS Benchmarks
<u>AMD Turion 64 X2 Mobile TL-50</u>					474	4530	24.97	\$18.99*
<u>AMD Turion 64 X2 Mobile TL-52</u>					534	4468	NA	NA
<u>AMD Turion 64 X2 Mobile TL-56</u>					514	4495	7.86	\$65.40*
<u>AMD Turion 64 X2 Mobile TL-58</u>					483	4524	NA	NA
<u>AMD Turion 64 X2 Mobile TL-60</u>					639	4348	40.06	\$15.95*
<u>AMD Turion 64 X2 Mobile TL-62</u>					649	4342	22.39	\$29.00*
<u>AMD Turion 64 X2 Mobile TL-64</u>					675	4305	17.14	\$39.39*
<u>AMD Turion 64 X2 Mobile TL-66</u>					716	4252	8.04	\$89.00*
<u>AMD Turion 64 X2 Mobile TL-68</u>					866	4070	9.62	\$90.00*
<u>AMD Turion Dual-Core RM-70</u>					561	4439	22.46	\$25.00*
<u>AMD Turion Dual-Core RM-72</u>					649	4343	21.69	\$29.90*
<u>AMD Turion Dual-Core RM-74</u>					588	4405	NA	NA
<u>AMD Turion Dual-Core RM-75</u>					659	4325	30.65	\$21.49*
<u>AMD Turion II Dual-Core Mobile M500</u>					756	4200	NA	NA
<u>AMD Turion II Dual-Core Mobile M520</u>					855	4083	12.37	\$69.10*
<u>AMD Turion II Dual-Core Mobile M540</u>					912	4017	NA	NA
<u>AMD Turion II N530 Dual-Core</u>					855	4082	28.51	\$30.00*
<u>AMD Turion II N550 Dual-Core</u>					877	4056	NA	NA
<u>AMD Turion II Neo K625 Dual-Core</u>					618	4371	NA	NA
<u>AMD Turion II Neo K685 Dual-Core</u>					684	4293	NA	NA
<u>AMD Turion II Neo N40L Dual-Core</u>					617	4373	NA	NA
<u>AMD Turion II Neo N54L Dual-Core</u>					853	4085	NA	NA
<u>AMD Turion II P520 Dual-Core</u>					844	4099	NA	NA
<u>AMD Turion II P540 Dual-Core</u>					954	3977	19.09	\$49.95*
<u>AMD Turion II P560 Dual-Core</u>					913	4014	NA	NA
<u>AMD Turion II Ultra Dual-Core Mobile M600</u>					955	3975	56.97	\$16.76*
<u>AMD Turion II Ultra Dual-Core Mobile M620</u>					814	4128	NA	NA
<u>AMD Turion II Ultra Dual-Core Mobile M640</u>					1,034	3898	NA	NA
<u>AMD Turion II Ultra Dual-Core Mobile M660</u>					1,011	3921	NA	NA
<u>AMD Turion Neo X2 Dual Core L625</u>					432	4566	NA	NA
<u>AMD Turion X2 Dual Core L510</u>					603	4386	NA	NA
<u>AMD Turion X2 Dual Core Mobile RM-70</u>					497	4508	3.75	\$132.56*

CPU Name					CPU Mark (higher is better)	Rank (lower is better)	CPU Value (higher is better)	Price (USD)
CPU Benchmarks	Video Card Benchmarks	Hard Drive Benchmarks	Memory Benchmarks	PC Benchmarks	Software Marketshare	Database Benchmarks	Android Benchmarks	iOS Benchmarks
<u>AMD Turion X2 Dual-Core Mobile RM-72</u>					653	4334	2.91	\$224.26*
<u>AMD Turion X2 Dual-Core Mobile RM-74</u>					655	4329	43.83	\$14.95*
<u>AMD Turion X2 Dual-Core Mobile RM-75</u>					727	4240	NA	NA
<u>AMD Turion X2 Dual-Core Mobile RM-76</u>					799	4148	NA	NA
<u>AMD Turion X2 Dual-Core Mobile RM-77</u>					562	4437	NA	NA
<u>AMD Turion X2 Ultra Dual-Core Mobile ZM-80</u>					506	4501	10.14	\$49.95*
<u>AMD Turion X2 Ultra Dual-Core Mobile ZM-82</u>					733	4234	NA	NA
<u>AMD Turion X2 Ultra Dual-Core Mobile ZM-84</u>					802	4145	53.48	\$14.99*
<u>AMD Turion X2 Ultra Dual-Core Mobile ZM-85</u>					828	4117	18.39	\$45.00*
<u>AMD Turion X2 Ultra Dual-Core Mobile ZM-86</u>					695	4280	11.39	\$61.00*
<u>AMD Turion X2 Ultra Dual-Core Mobile ZM-87</u>					741	4225	18.56	\$39.95*
<u>AMD TurionX2 Dual Core Mobile RM-70</u>					536	4466	NA	NA
<u>AMD TurionX2 Dual Core Mobile RM-72</u>					471	4533	NA	NA
<u>AMD TurionX2 Ultra DualCore Mobile ZM-85</u>					841	4103	NA	NA
<u>AMD TurionX2 Ultra DualCore Mobile ZM-87</u>					599	4389	NA	NA
<u>AMD V105</u>					184	4918	NA	NA
<u>AMD V120</u>					385	4633	NA	NA
<u>AMD V140</u>					422	4578	10.57	\$39.95*
<u>AMD V160</u>					337	4685	NA	NA
<u>AMD Z-01</u>					305	4741	NA	NA
<u>AMD Z-60 APU</u>					262	4801	NA	NA
<u>Amlogic</u>					652	4338	NA	NA
<u>Amlogic AMLS905D3</u>					815	4127	NA	NA
<u>Amlogic AMLS905X2</u>					754	4208	NA	NA
<u>Amlogic AMLS905X4</u>					827	4119	NA	NA
<u>Amlogic AMLS905X5</u>					1,793	3282	NA	NA
<u>Amlogic AMLT982</u>					972	3958	NA	NA
<u>Ampere ARM - 192 Core 3200 MHz</u>					57,444	121	NA	NA
<u>ap201</u>					565	4432	NA	NA
<u>Apple A8</u>					1,525	3473	NA	NA
<u>Apple A8X</u>					2,379	2908	NA	NA
<u>Apple A9</u>					2,069	3096	NA	NA

CPU Name					CPU Mark (higher is better)	Rank (lower is better)	CPU Value (higher is better)	Price (USD)
CPU Benchmarks	Video Card Benchmarks	Hard Drive Benchmarks	Memory Benchmarks	PC Benchmarks	Software Marketshare	Database Benchmarks	Android Benchmarks	iOS Benchmarks
Apple A12 Bionic					5,012	2015	NA	NA
Apple A12X Bionic					11,067	1212	NA	NA
Apple A12Z Bionic					9,365	1334	NA	NA
Apple A13 Bionic					5,731	1847	NA	NA
Apple A14 Bionic					8,556	1400	NA	NA
Apple A15 Bionic					9,902	1288	NA	NA
Apple A16 Bionic					11,021	1216	NA	NA
Apple A17 Pro					12,249	1142	NA	NA
Apple A18					12,411	1134	NA	NA
Apple A18 Pro					12,991	1101	NA	NA
Apple M1 8 Core 3200 MHz					14,145	1027	NA	NA
Apple M1 Max 10 Core 3200 MHz					22,125	621	NA	NA
Apple M1 Pro 8 Core 3200 MHz					17,204	867	NA	NA
Apple M1 Pro 10 Core 3200 MHz					21,889	630	NA	NA
Apple M1 Ultra 20 Core					41,344	232	NA	NA
Apple M2 8 Core 3500 MHz					15,633	937	NA	NA
Apple M2 Max 12 Core 3680 MHz					26,765	457	NA	NA
Apple M2 Pro 10 Core 3480 MHz					21,853	633	NA	NA
Apple M2 Pro 12 Core 3480 MHz					26,627	463	NA	NA
Apple M2 Ultra 24 Core					50,632	156	NA	NA
Apple M3 8 Core					19,174	765	NA	NA
Apple M3 Max 14 Core					36,640	270	NA	NA
Apple M3 Max 16 Core					41,214	235	NA	NA
Apple M3 Pro 11 Core					24,842	512	NA	NA
Apple M3 Pro 12 Core					24,829	515	NA	NA
Apple M4 8 Core					20,708	686	NA	NA
Apple M4 9 Core					22,242	612	NA	NA
Apple M4 10 Core					24,195	536	NA	NA
Apple M4 Max 14 Core					38,625	253	NA	NA
Apple M4 Max 16 Core					43,809	210	NA	NA
Apple M4 Pro 12 Core					33,134	313	NA	NA
Apple M4 Pro 14 Core					38,370	256	NA	NA

CPU Name					CPU Mark (higher is better)	Rank (lower is better)	CPU Value (higher is better)	Price (USD)
CPU Benchmarks	Video Card Benchmarks	Hard Drive Benchmarks	Memory Benchmarks	PC Benchmarks	Software Marketshare	Database Benchmarks	Android Benchmarks	iOS Benchmarks
<u>ARM - 8 Core 1800 MHz</u>					3,229	2500	NA	NA
<u>ARM - 8 Core 2208 MHz</u>					2,270	2972	NA	NA
<u>ARM - 8 Core 2424 MHz</u>					8,610	1399	NA	NA
<u>ARM - 32 Core 2911 MHz</u>					8,132	1453	NA	NA
<u>ARM - 32 Core 3300 MHz</u>					8,684	1391	NA	NA
<u>ARM Ampere-1a 192 Core 2600 MHz</u>					47,202	178	NA	NA
<u>ARM ARMv7 rev 1 (v7l) 4 Core 1608 MHz</u>					776	4176	NA	NA
<u>ARM ARMv7 rev 1 (v7l) 4 Core 1800 MHz</u>					843	4100	NA	NA
<u>ARM ARMv7 rev 3 (v7l) 4 Core 2065 MHz</u>					984	3949	NA	NA
<u>ARM ARMv7 rev 4 (v7l) 4 Core 1200 MHz</u>					403	4607	NA	NA
<u>ARM ARMv7 rev 4 (v7l) 4 Core 1400 MHz</u>					399	4616	NA	NA
<u>ARM ARMv7 rev 5 (v7l) 4 Core 1200 MHz</u>					325	4710	NA	NA
<u>ARM ARMv8 rev 1 (v8l) 4 Core 1984 MHz</u>					1,312	3619	NA	NA
<u>ARM ARMv8 rev 1 (v8l) 6 Core 1510 MHz</u>					2,550	2811	NA	NA
<u>ARM Avalanche-M2 4 Core 2424 MHz</u>					8,233	1437	NA	NA
<u>ARM CIX P1 CD8180 7 Core 2500 MHz</u>					5,505	1911	NA	NA
<u>ARM Cortex-A7 2 Core 960 MHz</u>					111	5015	NA	NA
<u>ARM Cortex-A7 2 Core 996 MHz</u>					138	4982	NA	NA
<u>ARM Cortex-A7 2 Core 1080 MHz</u>					142	4976	NA	NA
<u>ARM Cortex-A7 4 Core 900 MHz</u>					230	4851	NA	NA
<u>ARM Cortex-A7 4 Core 1000 MHz</u>					278	4778	NA	NA
<u>ARM Cortex-A7 4 Core 1008 MHz</u>					269	4790	NA	NA
<u>ARM Cortex-A7 4 Core 1200 MHz</u>					219	4867	NA	NA
<u>ARM Cortex-A7 4 Core 1296 MHz</u>					253	4810	NA	NA
<u>ARM Cortex-A7 4 Core 1300 MHz</u>					343	4674	NA	NA
<u>ARM Cortex-A7 4 Core 1368 MHz</u>					354	4662	NA	NA
<u>ARM Cortex-A7 4 Core 1392 MHz</u>					318	4716	NA	NA
<u>ARM Cortex-A15 4 Core 1400 MHz</u>					1,141	3788	NA	NA
<u>ARM Cortex-A15 4 Core 1500 MHz</u>					1,304	3624	NA	NA
<u>ARM Cortex-A15 4 Core 2000 MHz</u>					923	4006	NA	NA
<u>ARM Cortex-A15 8 Core 1400 MHz</u>					1,160	3767	NA	NA
<u>ARM Cortex-A17 4 Core 1800 MHz</u>					781	4173	NA	NA

CPU Name					CPU Mark (higher is better)	Rank (lower is better)	CPU Value (higher is better)	Price (USD)
CPU Benchmarks	Video Card Benchmarks	Hard Drive Benchmarks	Memory Benchmarks	PC Benchmarks	Software Marketshare	Database Benchmarks	Android Benchmarks	iOS Benchmarks
<u>ARM Cortex-A53 4 Core 600 MHz</u>					220	4865	NA	NA
<u>ARM Cortex-A53 4 Core 1000 MHz</u>					215	4869	NA	NA
<u>ARM Cortex-A53 4 Core 1008 MHz</u>					310	4735	NA	NA
<u>ARM Cortex-A53 4 Core 1152 MHz</u>					339	4680	NA	NA
<u>ARM Cortex-A53 4 Core 1199 MHz</u>					407	4599	NA	NA
<u>ARM Cortex-A53 4 Core 1200 MHz</u>					278	4776	NA	NA
<u>ARM Cortex-A53 4 Core 1296 MHz</u>					418	4584	NA	NA
<u>ARM Cortex-A53 4 Core 1300 MHz</u>					438	4560	NA	NA
<u>ARM Cortex-A53 4 Core 1333 MHz</u>					207	4878	NA	NA
<u>ARM Cortex-A53 4 Core 1368 MHz</u>					385	4632	NA	NA
<u>ARM Cortex-A53 4 Core 1392 MHz</u>					417	4585	NA	NA
<u>ARM Cortex-A53 4 Core 1400 MHz</u>					273	4786	NA	NA
<u>ARM Cortex-A53 4 Core 1416 MHz</u>					463	4542	NA	NA
<u>ARM Cortex-A53 4 Core 1500 MHz</u>					340	4678	NA	NA
<u>ARM Cortex-A53 4 Core 1512 MHz</u>					468	4538	NA	NA
<u>ARM Cortex-A53 4 Core 1536 MHz</u>					222	4863	NA	NA
<u>ARM Cortex-A53 4 Core 1600 MHz</u>					469	4536	NA	NA
<u>ARM Cortex-A53 4 Core 1608 MHz</u>					462	4544	NA	NA
<u>ARM Cortex-A53 4 Core 1704 MHz</u>					556	4444	NA	NA
<u>ARM Cortex-A53 4 Core 1800 MHz</u>					513	4497	NA	NA
<u>ARM Cortex-A53 4 Core 1908 MHz</u>					638	4349	NA	NA
<u>ARM Cortex-A53 4 Core 2016 MHz</u>					429	4569	NA	NA
<u>ARM Cortex-A53 4 Core 2040 MHz</u>					593	4396	NA	NA
<u>ARM Cortex-A53 6 Core 1896 MHz</u>					1,851	3235	NA	NA
<u>ARM Cortex-A53 8 Core 1512 MHz</u>					702	4275	NA	NA
<u>ARM Cortex-A55 4 Core 1416 MHz</u>					496	4511	NA	NA
<u>ARM Cortex-A55 4 Core 1800 MHz</u>					630	4358	NA	NA
<u>ARM Cortex-A55 4 Core 1908 MHz</u>					707	4267	NA	NA
<u>ARM Cortex-A55 4 Core 1992 MHz</u>					681	4297	NA	NA
<u>ARM Cortex-A55 4 Core 2000 MHz</u>					711	4259	NA	NA
<u>ARM Cortex-A55 4 Core 2016 MHz</u>					755	4206	NA	NA
<u>ARM Cortex-A55 4 Core 2100 MHz</u>					676	4303	NA	NA

CPU Name					CPU Mark (higher is better)	Rank (lower is better)	CPU Value (higher is better)	Price (USD)
CPU Benchmarks	Video Card Benchmarks	Hard Drive Benchmarks	Memory Benchmarks	PC Benchmarks	Software Marketshare	Database Benchmarks	Android Benchmarks	iOS Benchmarks
<u>ARM Cortex-A55 8 Core 1416 MHz</u>					1,097	3822	NA	NA
<u>ARM Cortex-A55 8 Core 1800 MHz</u>					3,013	2588	NA	NA
<u>ARM Cortex-A57 2 Core 1479 MHz</u>					318	4717	NA	NA
<u>ARM Cortex-A57 4 Core 1479 MHz</u>					956	3972	NA	NA
<u>ARM Cortex-A57 4 Core 1734 MHz</u>					1,170	3755	NA	NA
<u>ARM Cortex-A57 4 Core 1912 MHz</u>					990	3944	NA	NA
<u>ARM Cortex-A57 4 Core 2014 MHz</u>					1,229	3691	NA	NA
<u>ARM Cortex-A57 4 Core 2091 MHz</u>					1,170	3756	NA	NA
<u>ARM Cortex-A57 8 Core 1500 MHz</u>					1,022	3911	NA	NA
<u>ARM Cortex-A57 8 Core 1766 MHz</u>					3,766	2300	NA	NA
<u>ARM Cortex-A72 4 Core 800 MHz</u>					279	4773	NA	NA
<u>ARM Cortex-A72 4 Core 1000 MHz</u>					608	4382	NA	NA
<u>ARM Cortex-A72 4 Core 1200 MHz</u>					174	4933	NA	NA
<u>ARM Cortex-A72 4 Core 1416 MHz</u>					927	4004	NA	NA
<u>ARM Cortex-A72 4 Core 1500 MHz</u>					618	4372	NA	NA
<u>ARM Cortex-A72 4 Core 1600 MHz</u>					667	4317	NA	NA
<u>ARM Cortex-A72 4 Core 1700 MHz</u>					541	4459	NA	NA
<u>ARM Cortex-A72 4 Core 1750 MHz</u>					335	4691	NA	NA
<u>ARM Cortex-A72 4 Core 1800 MHz</u>					683	4294	NA	NA
<u>ARM Cortex-A72 4 Core 1850 MHz</u>					199	4889	NA	NA
<u>ARM Cortex-A72 4 Core 1900 MHz</u>					755	4204	NA	NA
<u>ARM Cortex-A72 4 Core 2000 MHz</u>					766	4187	NA	NA
<u>ARM Cortex-A72 4 Core 2016 MHz</u>					2,201	3017	NA	NA
<u>ARM Cortex-A72 4 Core 2100 MHz</u>					674	4306	NA	NA
<u>ARM Cortex-A72 4 Core 2200 MHz</u>					811	4129	NA	NA
<u>ARM Cortex-A72 4 Core 2208 MHz</u>					2,290	2955	NA	NA
<u>ARM Cortex-A72 4 Core 2300 MHz</u>					915	4010	NA	NA
<u>ARM Cortex-A72 4 Core 2394 MHz</u>					1,254	3669	NA	NA
<u>ARM Cortex-A72 4 Core 2400 MHz</u>					1,295	3630	NA	NA
<u>ARM Cortex-A72 4 Core 2800 MHz</u>					314	4727	NA	NA
<u>ARM Cortex-A72 6 Core 1008 MHz</u>					734	4233	NA	NA
<u>ARM Cortex-A72 6 Core 1416 MHz</u>					1,071	3858	NA	NA

CPU Name					CPU Mark (higher is better)	Rank (lower is better)	CPU Value (higher is better)	Price (USD)
CPU Benchmarks	Video Card Benchmarks	Hard Drive Benchmarks	Memory Benchmarks	PC Benchmarks	Software Marketshare	Database Benchmarks	Android Benchmarks	iOS Benchmarks
<u>ARM Cortex-A72 16 Core 2200 MHz</u>					5,470	1922	NA	NA
<u>ARM Cortex-A73 4 Core 1800 MHz</u>					853	4086	NA	NA
<u>ARM Cortex-A73 4 Core 1844 MHz</u>					1,368	3577	NA	NA
<u>ARM Cortex-A73 4 Core 1900 MHz</u>					1,547	3452	NA	NA
<u>ARM Cortex-A73 4 Core 1989 MHz</u>					1,820	3257	NA	NA
<u>ARM Cortex-A73 4 Core 2100 MHz</u>					1,185	3737	NA	NA
<u>ARM Cortex-A73 6 Core 1896 MHz</u>					1,242	3679	NA	NA
<u>ARM Cortex-A73 6 Core 1992 MHz</u>					1,311	3620	NA	NA
<u>ARM Cortex-A73 6 Core 2016 MHz</u>					1,445	3519	NA	NA
<u>ARM Cortex-A73 8 Core 1989 MHz</u>					1,803	3271	NA	NA
<u>ARM Cortex-A76 4 Core 1500 MHz</u>					1,488	3496	NA	NA
<u>ARM Cortex-A76 4 Core 1800 MHz</u>					3,118	2545	NA	NA
<u>ARM Cortex-A76 4 Core 2400 MHz</u>					2,165	3041	NA	NA
<u>ARM Cortex-A76 4 Core 2500 MHz</u>					2,342	2930	NA	NA
<u>ARM Cortex-A76 4 Core 2600 MHz</u>					2,319	2941	NA	NA
<u>ARM Cortex-A76 4 Core 2700 MHz</u>					2,383	2904	NA	NA
<u>ARM Cortex-A76 4 Core 2800 MHz</u>					2,457	2856	NA	NA
<u>ARM Cortex-A76 4 Core 2900 MHz</u>					2,576	2793	NA	NA
<u>ARM Cortex-A76 4 Core 3000 MHz</u>					2,575	2796	NA	NA
<u>ARM Cortex-A76 4 Core 3100 MHz</u>					2,834	2671	NA	NA
<u>ARM Cortex-A76 4 Core 3200 MHz</u>					2,579	2790	NA	NA
<u>ARM Cortex-A76 4 Core 3300 MHz</u>					2,493	2839	NA	NA
<u>ARM Cortex-A76 4 Core 3400 MHz</u>					2,580	2789	NA	NA
<u>ARM Cortex-A76 8 Core 1800 MHz</u>					2,975	2611	NA	NA
<u>ARM Cortex-A78 4 Core 1958 MHz</u>					3,530	2368	NA	NA
<u>ARM Cortex-A78 4 Core 2000 MHz</u>					3,016	2585	NA	NA
<u>ARM Cortex-A78AE 6 Core 1510 MHz</u>					2,631	2763	NA	NA
<u>ARM Cortex-A78AE 6 Core 1728 MHz</u>					2,838	2669	NA	NA
<u>ARM Cortex-A78AE 8 Core 1984 MHz</u>					3,954	2239	NA	NA
<u>ARM Cortex-A78AE 8 Core 2201 MHz</u>					3,788	2289	NA	NA
<u>ARM Cortex-A78AE 10 Core 2112 MHz</u>					5,520	1905	NA	NA
<u>ARM Cortex-A78AE 12 Core 2201 MHz</u>					7,176	1584	NA	NA

CPU Name	CPU Mark (higher is better)	Rank (lower is better)	CPU Value (higher is better)	Price (USD)
----------	--------------------------------	---------------------------	---------------------------------	----------------

CPU Benchmarks

Video Card Benchmarks

Hard Drive Benchmarks

Memory Benchmarks

PC Benchmarks

Software Marketshare

Database Benchmarks

Android Benchmarks

iOS Benchmarks

<u>ARM D2000/8 8 Core 2300 MHz</u>	2,674	2739	NA	NA
<u>ARM Falkor V1/Kryo 8 Core 1900 MHz</u>	1,652	3372	NA	NA
<u>ARM Firestorm 4 Core 2064 MHz</u>	7,804	1491	NA	NA
<u>ARM Firestorm 8 Core 2064 MHz</u>	6,775	1651	NA	NA
<u>ARM Firestorm-M1 4 Core 2064 MHz</u>	7,771	1497	NA	NA
<u>ARM Firestorm-M1-Pro 8 Core 2064 MHz</u>	9,872	1291	NA	NA
<u>ARM FT-2000/4 4 Core 2200 MHz</u>	881	4049	NA	NA
<u>ARM HUAWEI,Kunpeng 920 24 Core 2600 MHz</u>	9,496	1322	NA	NA
<u>ARM Kryo-3XX-Gold 4 Core 1766 MHz</u>	2,222	3008	NA	NA
<u>ARM Kryo-4XX-Gold 8 Core 1804 MHz</u>	2,531	2822	NA	NA
<u>ARM Kunpeng-920 8 Core 2600 MHz</u>	3,910	2252	NA	NA
<u>ARM Kunpeng-920 24 Core 2600 MHz</u>	9,841	1297	NA	NA
<u>ARM Neoverse-N1 32 Core 1700 MHz</u>	11,841	1162	NA	NA
<u>ARM Neoverse-N1 64 Core 0 MHz</u>	28,044	419	NA	NA
<u>ARM Neoverse-N1 64 Core 2200 MHz</u>	20,250	715	NA	NA
<u>ARM Neoverse-N1 64 Core 3000 MHz</u>	17,515	849	NA	NA
<u>ARM Neoverse-N1 80 Core 2600 MHz</u>	18,823	783	NA	NA
<u>ARM Neoverse-N1 80 Core 2800 MHz</u>	11,755	1172	NA	NA
<u>ARM Neoverse-N1 80 Core 3000 MHz</u>	34,997	282	NA	NA
<u>ARM Neoverse-N1 96 Core 2800 MHz</u>	29,890	375	NA	NA
<u>ARM Neoverse-N1 128 Core 2800 MHz</u>	43,111	218	NA	NA
<u>ARM Neoverse-N1 128 Core 3000 MHz</u>	41,730	227	NA	NA
<u>ARM Neoverse-N2 8 Core 2500 MHz</u>	5,544	1899	NA	NA
<u>ARM Neoverse-V2 72 Core 3465 MHz</u>	57,369	123	NA	NA
<u>ARM Neoverse-V2 72 Core 3519 MHz</u>	57,240	124	NA	NA
<u>ARM Phytium D3000 8 Core 2500 MHz</u>	5,528	1903	NA	NA
<u>ARM phytium FT1500a 4 Core 2000 MHz</u>	1,579	3420	NA	NA
<u>ARM Phytium,D2000/8 8 Core 2000 MHz</u>	2,409	2890	NA	NA
<u>ARM Phytium,D2000/8 8 Core 2300 MHz</u>	2,690	2730	NA	NA
<u>ARM Phytium,D2000/8 E8C 8 Core 2300 MHz</u>	2,516	2830	NA	NA
<u>ARM Phytium,FT-2000/4 8 Core 2300 MHz</u>	2,720	2716	NA	NA
<u>ARM X-Gene 32 Core 3000 MHz</u>	8,202	1442	NA	NA

CPU Name				CPU Mark (higher is better)	Rank (lower is better)	CPU Value (higher is better)	Price (USD)
Hard Drive Benchmarks	Memory Benchmarks	PC Benchmarks	Software Marketshare	Database Benchmarks	Android Benchmarks	iOS Benchmarks	
<u>Athlon 64 Dual Core 3800+</u>				736	4230	NA	NA
<u>Athlon 64 Dual Core 5000+</u>				850	4089	NA	NA
<u>Athlon 64 Dual Core 5600+</u>				875	4057	NA	NA
<u>Athlon Dual Core 4050e</u>				670	4311	NA	NA
<u>Athlon Dual Core 4450e</u>				681	4298	NA	NA
<u>Athlon Dual Core 4850e</u>				769	4184	NA	NA
<u>BCM2711</u>				852	4087	NA	NA
<u>BCM2712</u>				3,284	2473	NA	NA
<u>BCM2835</u>				1,239	3683	NA	NA
<u>Broadcom STB (Flattened Device Tree)</u>				659	4324	NA	NA
<u>Celeron Dual-Core T3000 @ 1.80GHz</u>				630	4359	NA	NA
<u>Celeron Dual-Core T3100 @ 1.90GHz</u>				610	4381	19.06	\$32.00
<u>Celeron Dual-Core T3300 @ 2.00GHz</u>				633	4354	42.31	\$14.97*
<u>Celeron Dual-Core T3500 @ 2.10GHz</u>				758	4197	NA	NA
<u>CentaurHauls @2000MHz</u>				6,549	1688	NA	NA
<u>CentaurHauls @2400MHz</u>				7,784	1493	NA	NA
<u>CentaurHauls @2500MHz</u>				8,055	1463	NA	NA
<u>Cortex-A76</u>				51	5033	NA	NA
<u>DG1301SML87HY</u>				3,624	2345	NA	NA
<u>DO-Regular</u>				1,070	3859	NA	NA
<u>Dual-Core AMD Opteron 1220 SE</u>				748	4216	NA	NA
<u>Generic DT based system</u>				632	4357	NA	NA
<u>Giada JHS558 (Android)</u>				2,022	3125	NA	NA
<u>Google GS201</u>				7,282	1566	NA	NA
<u>Google R11 BtWifi Evt1.1</u>				187	4914	NA	NA
<u>Google Tensor</u>				6,699	1665	NA	NA
<u>Google Tensor G3</u>				8,138	1451	NA	NA
<u>Google Tensor G4</u>				8,773	1385	NA	NA
<u>Grandstream GXV3480 Video Phone</u>				1,078	3850	NA	NA
<u>Hardkernel ODROID-N2Plus</u>				2,115	3068	NA	NA
<u>Haydn based on Qualcomm Technologies, Inc SM8350</u>				5,359	1941	NA	NA
<u>hi6210sft</u>				796	4151	NA	NA

CPU Name					CPU Mark (higher is better)	Rank (lower is better)	CPU Value (higher is better)	Price (USD)
CPU Benchmarks	Video Card Benchmarks	Hard Drive Benchmarks	Memory Benchmarks	PC Benchmarks	Software Marketshare	Database Benchmarks	Android Benchmarks	iOS Benchmarks
Hisilicon Kirin710					2,442	2869	NA	NA
Hisilicon Kirin810					2,945	2623	NA	NA
Hisilicon Kirin820					3,893	2261	NA	NA
Hisilicon Kirin970					2,681	2735	NA	NA
Hisilicon Kirin980					4,379	2135	NA	NA
Hisilicon Kirin985					4,162	2182	NA	NA
Hisilicon Kirin9000					5,083	2001	NA	NA
HiSilicon Kirin 659					1,893	3211	NA	NA
Hisilicon Kirin 925					1,053	3877	NA	NA
Hisilicon Kirin 930					1,415	3545	NA	NA
Hisilicon Kirin 935					1,599	3409	NA	NA
HiSilicon Kirin 950					2,457	2855	NA	NA
Hisilicon Kirin 955					2,936	2627	NA	NA
HiSilicon Kirin 960					2,897	2644	NA	NA
HiSilicon Kirin 970					2,908	2639	NA	NA
Hisilicon Kirin 990					3,965	2235	NA	NA
HP Hexa-Core 2.0GHz					1,741	3315	3.45	\$504.27*
Hygon C86 3185 8-core					9,243	1346	NA	NA
Hygon C86 3250 8-core					11,476	1186	NA	NA
Hygon C86 3350 8-core					12,292	1138	NA	NA
Hygon C86 7255 16-core					18,831	781	NA	NA
Hygon C86-4G (OPN:3490)					26,064	475	NA	NA
Intel 2.80GHz					341	4675	NA	NA
Intel 300					7,254	1576	88.47	\$82.00*
Intel 300T					6,205	1758	75.67	\$82.00*
Intel Atom 230 @ 1.60GHz					169	4937	NA	NA
Intel Atom 330 @ 1.60GHz					363	4653	NA	NA
Intel Atom C1110					3,170	2520	NA	NA
Intel Atom C2338 @ 1.74GHz					584	4410	NA	NA
Intel Atom C2350 @ 1.74GHz					520	4485	12.10	\$43.00*
Intel Atom C2358 @ 1.74GHz					562	4438	NA	NA
Intel Atom C2538 @ 2.40GHz					874	4061	8.40	\$104.00*

CPU Name				CPU Mark (higher is better)	Rank (lower is better)	CPU Value (higher is better)	Price (USD)
Hard Drive Benchmarks	Memory Benchmarks	PC Benchmarks	Software Marketshare	Database Benchmarks	Android Benchmarks	iOS Benchmarks	
Intel Atom C2750 @ 2.40GHz				2,787	2684	12.01	\$232.00*
Intel Atom C2750 @ 2.41GHz				2,174	3037	NA	NA
Intel Atom C2758 @ 2.40GHz				2,397	2896	11.16	\$214.86*
Intel Atom C3338 @ 1.50GHz				1,028	3902	NA	NA
Intel Atom C3508 @ 1.60GHz				1,796	3279	20.47	\$87.75*
Intel Atom C3538 @ 2.10GHz				1,889	3214	25.18	\$75.00*
Intel Atom C3558 @ 2.20GHz				2,431	2875	28.27	\$86.00*
Intel Atom C3758 @ 2.20GHz				4,614	2080	23.91	\$193.00*
Intel Atom C3758R @ 2.40GHz				5,100	1996	22.77	\$224.00*
Intel Atom C3808 @ 2.00GHz				5,671	1866	14.36	\$395.00*
Intel Atom C3858 @ 2.00GHz				4,707	2059	14.18	\$332.00*
Intel Atom C3958 @ 2.00GHz				3,929	2246	8.75	\$449.00*
Intel Atom C5125				8,631	1396	28.87	\$299.00*
Intel Atom D410 @ 1.66GHz				180	4925	0.28	\$635.99*
Intel Atom D425 @ 1.80GHz				204	4885	0.21	\$992.98*
Intel Atom D510 @ 1.66GHz				406	4602	4.18	\$97.16*
Intel Atom D525 @ 1.80GHz				405	4603	NA	NA
Intel Atom D2500 @ 1.86GHz				241	4828	NA	NA
Intel Atom D2550 @ 1.86GHz				409	4595	NA	NA
Intel Atom D2560 @ 2.00GHz				433	4564	NA	NA
Intel Atom D2700 @ 2.13GHz				456	4551	NA	NA
Intel Atom D2701 @ 2.13GHz				511	4498	NA	NA
Intel Atom E3805 @ 1.33GHz				406	4600	20.31	\$20.00*
Intel Atom E3815 @ 1.46GHz				184	4915	1.36	\$135.00*
Intel Atom E3825 @ 1.33GHz				378	4640	5.37	\$70.32*
Intel Atom E3826 @ 1.46GHz				304	4742	NA	NA
Intel Atom E3827 @ 1.74GHz				480	4527	NA	NA
Intel Atom E3840 @ 1.91GHz				704	4273	NA	NA
Intel Atom E3845 @ 1.91GHz				1,069	3863	NA	NA
Intel Atom E3900 @ 1.60GHz				1,953	3163	NA	NA
Intel Atom N270 @ 1.60GHz				136	4985	NA	NA
Intel Atom N280 @ 1.66GHz				157	4956	NA	NA

CPU Name				CPU Mark (higher is better)	Rank (lower is better)	CPU Value (higher is better)	Price (USD)
Hard Drive Benchmarks	Memory Benchmarks	PC Benchmarks	Software Marketshare	Database Benchmarks	Android Benchmarks	iOS Benchmarks	
Intel Atom N455 @ 1.66GHz				196	4894	NA	NA
Intel Atom N470 @ 1.83GHz				224	4859	NA	NA
Intel Atom N475 @ 1.83GHz				179	4927	NA	NA
Intel Atom N550 @ 1.50GHz				301	4743	3.50	\$86.00*
Intel Atom N570 @ 1.66GHz				341	4676	3.96	\$86.00*
Intel Atom N2100 @ 1.60GHz				193	4905	NA	NA
Intel Atom N2600 @ 1.60GHz				316	4720	NA	NA
Intel Atom N2800 @ 1.86GHz				444	4557	NA	NA
Intel Atom P5322				7,378	1552	20.96	\$352.00*
Intel Atom P5342				13,085	1091	20.70	\$632.00*
Intel Atom P5362				17,276	865	24.40	\$708.00*
Intel Atom S1260 @ 2.00GHz				526	4481	8.22	\$64.00*
Intel Atom T5700 @ 1.70GHz				2,363	2919	NA	NA
Intel Atom x5-E3930 @ 1.30GHz				928	4002	NA	NA
Intel Atom x5-E3940 @ 1.60GHz				1,908	3196	NA	NA
Intel Atom x5-E8000 @ 1.04GHz				962	3967	NA	NA
Intel Atom x5-Z8300 @ 1.44GHz				830	4116	6.24	\$132.99*
Intel Atom x5-Z8330 @ 1.44GHz				809	4132	NA	NA
Intel Atom x5-Z8350 @ 1.44GHz				893	4038	42.52	\$21.00*
Intel Atom x5-Z8500 @ 1.44GHz				1,236	3686	19.75	\$62.57*
Intel Atom x5-Z8550 @ 1.44GHz				1,142	3786	NA	NA
Intel Atom x7-E3950 @ 1.60GHz				2,071	3094	NA	NA
Intel Atom x7-Z8700 @ 1.60GHz				1,332	3600	18.10	\$73.63*
Intel Atom x7-Z8750 @ 1.60GHz				1,272	3652	NA	NA
Intel Atom x6211E @ 1.20GHz				1,695	3342	48.43	\$35.00*
Intel Atom x6211E @ 1.30GHz				1,762	3307	50.34	\$35.00*
Intel Atom x6214RE @ 1.40GHz				1,109	3812	23.59	\$47.00*
Intel Atom x6413E @ 1.50GHz				3,903	2257	90.76	\$43.00*
Intel Atom x6414RE @ 1.50GHz				2,128	3061	38.69	\$55.00*
Intel Atom x6425E @ 2.00GHz				3,686	2324	65.82	\$56.00*
Intel Atom x6425RE @ 1.90GHz				2,980	2604	50.51	\$59.00*
Intel Atom x6427FE @ 1.90GHz				3,196	2513	38.51	\$83.00*

CPU Name	CPU Mark (higher is better)	Rank (lower is better)	CPU Value (higher is better)	Price (USD)
----------	--------------------------------	---------------------------	---------------------------------	----------------

CPU Benchmarks

Video Card Benchmarks

Hard Drive Benchmarks

Memory Benchmarks

PC Benchmarks

Software Marketshare

Database Benchmarks

Android Benchmarks

iOS Benchmarks

<u>Intel Atom x7213RE</u>	2,286	2956	48.63	\$47.00*
<u>Intel Atom x7425E</u>	5,556	1895	NA	NA
<u>Intel Atom x7433RE</u>	3,304	2461	NA	NA
<u>Intel Atom x7835RE</u>	5,919	1816	46.61	\$127.00*
<u>Intel Atom Z520 @ 1.33GHz</u>	122	5000	NA	NA
<u>Intel Atom Z530 @ 1.60GHz</u>	183	4921	NA	NA
<u>Intel Atom Z670 @ 1.50GHz</u>	158	4953	NA	NA
<u>Intel Atom Z2760 @ 1.80GHz</u>	298	4747	NA	NA
<u>Intel Atom Z3530 @ 1.33GHz</u>	565	4431	NA	NA
<u>Intel Atom Z3560 @ 1.00GHz</u>	749	4212	NA	NA
<u>Intel Atom Z3560 @ 1.83GHz</u>	690	4287	NA	NA
<u>Intel Atom Z3580 @ 1.33GHz</u>	802	4144	NA	NA
<u>Intel Atom Z3735D @ 1.33GHz</u>	704	4270	NA	NA
<u>Intel Atom Z3735E @ 1.33GHz</u>	557	4443	4.76	\$117.00*
<u>Intel Atom Z3735F @ 1.33GHz</u>	539	4460	1.08	\$500.00*
<u>Intel Atom Z3735G @ 1.33GHz</u>	772	4182	NA	NA
<u>Intel Atom Z3736F @ 1.33GHz</u>	496	4510	NA	NA
<u>Intel Atom Z3740 @ 1.33GHz</u>	621	4369	NA	NA
<u>Intel Atom Z3740D @ 1.33GHz</u>	614	4375	NA	NA
<u>Intel Atom Z3745 @ 1.33GHz</u>	621	4368	20.72	\$30.00*
<u>Intel Atom Z3745D @ 1.33GHz</u>	599	4391	NA	NA
<u>Intel Atom Z3770 @ 1.46GHz</u>	728	4239	4.87	\$149.44*
<u>Intel Atom Z3770D @ 1.49GHz</u>	488	4515	NA	NA
<u>Intel Atom Z3775 @ 1.46GHz</u>	704	4269	1.41	\$500.00*
<u>Intel Atom Z3775D @ 1.49GHz</u>	794	4155	NA	NA
<u>Intel Atom Z3795 @ 1.60GHz</u>	1,196	3729	NA	NA
<u>Intel CC150 @ 3.50GHz</u>	14,337	1012	NA	NA
<u>Intel Celeron 1.70GHz</u>	101	5019	NA	NA
<u>Intel Celeron 1.80GHz</u>	96	5023	NA	NA
<u>Intel Celeron 2.00GHz</u>	125	4996	NA	NA
<u>Intel Celeron 2.13GHz</u>	166	4941	NA	NA
<u>Intel Celeron 2.20GHz</u>	139	4981	NA	NA

CPU Name	CPU Mark (higher is better)	Rank (lower is better)	CPU Value (higher is better)	Price (USD)
----------	--------------------------------	---------------------------	---------------------------------	----------------

CPU Benchmarks

Video Card Benchmarks

Hard Drive Benchmarks

Memory Benchmarks

PC Benchmarks

Software Marketshare

Database Benchmarks

Android Benchmarks

iOS Benchmarks

<u>Intel Celeron 2.40GHz</u>	143	4975	NA	NA
<u>Intel Celeron 2.50GHz</u>	164	4944	NA	NA
<u>Intel Celeron 2.53GHz</u>	222	4861	NA	NA
<u>Intel Celeron 2.60GHz</u>	143	4974	NA	NA
<u>Intel Celeron 2.66GHz</u>	131	4991	NA	NA
<u>Intel Celeron 2.70GHz</u>	159	4951	NA	NA
<u>Intel Celeron 2.80GHz</u>	190	4911	NA	NA
<u>Intel Celeron 2.93GHz</u>	230	4852	NA	NA
<u>Intel Celeron 3.06GHz</u>	307	4737	NA	NA
<u>Intel Celeron 3.20GHz</u>	267	4795	NA	NA
<u>Intel Celeron 3.33GHz</u>	263	4799	NA	NA
<u>Intel Celeron 215 @ 1.33GHz</u>	174	4934	NA	NA
<u>Intel Celeron 220 @ 1.20GHz</u>	209	4876	NA	NA
<u>Intel Celeron 420 @ 1.60GHz</u>	235	4841	3.36	\$69.95
<u>Intel Celeron 430 @ 1.80GHz</u>	288	4764	6.60	\$43.64
<u>Intel Celeron 440 @ 2.00GHz</u>	368	4649	8.19	\$44.95
<u>Intel Celeron 450 @ 2.20GHz</u>	433	4563	1.45	\$299.00*
<u>Intel Celeron 530 @ 1.73GHz</u>	268	4793	20.62	\$13.00
<u>Intel Celeron 540 @ 1.86GHz</u>	305	4739	14.56	\$20.95
<u>Intel Celeron 550 @ 2.00GHz</u>	334	4693	6.09	\$54.95*
<u>Intel Celeron 560 @ 2.13GHz</u>	339	4681	4.84	\$69.95*
<u>Intel Celeron 570 @ 2.26GHz</u>	344	4672	NA	NA
<u>Intel Celeron 723 @ 1.20GHz</u>	213	4872	NA	NA
<u>Intel Celeron 743 @ 1.30GHz</u>	275	4782	NA	NA
<u>Intel Celeron 807 @ 1.50GHz</u>	392	4623	NA	NA
<u>Intel Celeron 807UE @ 1.00GHz</u>	241	4829	NA	NA
<u>Intel Celeron 827E @ 1.40GHz</u>	371	4648	NA	NA
<u>Intel Celeron 847 @ 1.10GHz</u>	481	4525	1.53	\$315.00*
<u>Intel Celeron 847E @ 1.10GHz</u>	584	4409	NA	NA
<u>Intel Celeron 857 @ 1.20GHz</u>	569	4425	NA	NA
<u>Intel Celeron 867 @ 1.30GHz</u>	588	4403	10.56	\$55.69*
<u>Intel Celeron 877 @ 1.40GHz</u>	700	4277	NA	NA

CPU Name					CPU Mark (higher is better)	Rank (lower is better)	CPU Value (higher is better)	Price (USD)
CPU Benchmarks	Video Card Benchmarks	Hard Drive Benchmarks	Memory Benchmarks	PC Benchmarks	Software Marketshare	Database Benchmarks	Android Benchmarks	iOS Benchmarks
Intel Celeron 925 @ 2.30GHz					450	4555	NA	NA
Intel Celeron 1000M @ 1.80GHz					1,068	3865	NA	NA
Intel Celeron 1000MHz					139	4979	NA	NA
Intel Celeron 1005M @ 1.90GHz					1,111	3810	NA	NA
Intel Celeron 1007U @ 1.50GHz					846	4095	4.57	\$184.99*
Intel Celeron 1017U @ 1.60GHz					882	4047	NA	NA
Intel Celeron 1019Y @ 1.00GHz					576	4418	NA	NA
Intel Celeron 1020E @ 2.20GHz					1,406	3551	31.26	\$44.99*
Intel Celeron 1020M @ 2.10GHz					1,275	3650	NA	NA
Intel Celeron 1037U @ 1.80GHz					1,011	3922	NA	NA
Intel Celeron 1047UE @ 1.40GHz					748	4214	NA	NA
Intel Celeron 1100MHz					113	5013	7.55	\$15.00*
Intel Celeron 1200MHz					159	4952	NA	NA
Intel Celeron 2000E @ 2.20GHz					1,607	3403	NA	NA
Intel Celeron 2002E @ 1.50GHz					1,091	3830	12.68	\$86.00*
Intel Celeron 2950M @ 2.00GHz					1,234	3688	NA	NA
Intel Celeron 2955U @ 1.40GHz					886	4045	NA	NA
Intel Celeron 2957U @ 1.40GHz					849	4092	NA	NA
Intel Celeron 2961Y @ 1.10GHz					684	4292	NA	NA
Intel Celeron 2970M @ 2.20GHz					1,501	3491	NA	NA
Intel Celeron 2980U @ 1.60GHz					1,092	3829	NA	NA
Intel Celeron 2981U @ 1.60GHz					1,036	3896	NA	NA
Intel Celeron 3205U @ 1.50GHz					953	3978	3.32	\$287.04*
Intel Celeron 3215U @ 1.70GHz					1,094	3826	NA	NA
Intel Celeron 3755U @ 1.70GHz					1,182	3741	NA	NA
Intel Celeron 3765U @ 1.90GHz					1,252	3672	NA	NA
Intel Celeron 3855U @ 1.60GHz					1,216	3705	13.63	\$89.28*
Intel Celeron 3865U @ 1.80GHz					1,331	3602	NA	NA
Intel Celeron 3867U @ 1.80GHz					1,464	3507	13.68	\$107.00*
Intel Celeron 3955U @ 2.00GHz					1,478	3497	NA	NA
Intel Celeron 3965U @ 2.20GHz					1,732	3320	16.19	\$107.00*
Intel Celeron 3965Y @ 1.50GHz					1,209	3714	11.30	\$107.00*

CPU Name	CPU Mark (higher is better)	Rank (lower is better)	CPU Value (higher is better)	Price (USD)
----------	--------------------------------	---------------------------	---------------------------------	----------------

CPU Benchmarks

Video Card Benchmarks

Hard Drive Benchmarks

Memory Benchmarks

PC Benchmarks

Software Marketshare

Database Benchmarks

Android Benchmarks

iOS Benchmarks

<u>Intel Celeron 4305UE @ 2.00GHz</u>	1,699	3339	NA	NA
<u>Intel Celeron 5205U @ 1.90GHz</u>	1,439	3524	13.44	\$107.00*
<u>Intel Celeron 6305 @ 1.80GHz</u>	2,078	3087	NA	NA
<u>Intel Celeron 6305E @ 1.80GHz</u>	2,027	3119	18.95	\$107.00*
<u>Intel Celeron 6600HE @ 2.60GHz</u>	3,286	2469	27.85	\$118.00*
<u>Intel Celeron 7305</u>	2,532	2821	23.66	\$107.00*
<u>Intel Celeron 7305E</u>	2,191	3025	20.48	\$107.00*
<u>Intel Celeron @ 1.30GHz</u>	572	4420	NA	NA
<u>Intel Celeron B710 @ 1.60GHz</u>	106	5016	NA	NA
<u>Intel Celeron B800 @ 1.50GHz</u>	666	4319	24.66	\$26.99*
<u>Intel Celeron B810 @ 1.60GHz</u>	775	4178	28.70	\$26.99*
<u>Intel Celeron B815 @ 1.60GHz</u>	726	4244	26.90	\$26.99*
<u>Intel Celeron B820 @ 1.70GHz</u>	809	4131	27.63	\$29.29*
<u>Intel Celeron B830 @ 1.80GHz</u>	866	4071	17.32	\$49.99*
<u>Intel Celeron B840 @ 1.90GHz</u>	967	3963	NA	NA
<u>Intel Celeron D 347 @ 3.06GHz</u>	232	4847	NA	NA
<u>Intel Celeron D 352 @ 3.20GHz</u>	274	4785	NA	NA
<u>Intel Celeron D 356 @ 3.33GHz</u>	251	4815	NA	NA
<u>Intel Celeron D 360 @ 3.46GHz</u>	372	4647	NA	NA
<u>Intel Celeron D 420 @ 1.60GHz</u>	313	4729	NA	NA
<u>Intel Celeron E1200 @ 1.60GHz</u>	516	4490	5.21	\$98.95
<u>Intel Celeron E1400 @ 2.00GHz</u>	735	4232	9.19	\$79.95
<u>Intel Celeron E1500 @ 2.20GHz</u>	626	4364	31.86	\$19.65*
<u>Intel Celeron E1600 @ 2.40GHz</u>	840	4104	NA	NA
<u>Intel Celeron E3200 @ 2.40GHz</u>	900	4033	45.02	\$19.99*
<u>Intel Celeron E3300 @ 2.50GHz</u>	809	4133	13.09	\$61.79
<u>Intel Celeron E3400 @ 2.60GHz</u>	874	4060	46.05	\$18.99
<u>Intel Celeron E3500 @ 2.70GHz</u>	935	3996	9.85	\$95.00
<u>Intel Celeron G440 @ 1.60GHz</u>	420	4581	1.64	\$256.41*
<u>Intel Celeron G460 @ 1.80GHz</u>	481	4526	9.61	\$50.00*
<u>Intel Celeron G465 @ 1.90GHz</u>	547	4454	14.81	\$36.98*
<u>Intel Celeron G470 @ 2.00GHz</u>	570	4424	16.20	\$35.15*

CPU Name					CPU Mark (higher is better)	Rank (lower is better)	CPU Value (higher is better)	Price (USD)
CPU Benchmarks	Video Card Benchmarks	Hard Drive Benchmarks	Memory Benchmarks	PC Benchmarks	Software Marketshare	Database Benchmarks	Android Benchmarks	iOS Benchmarks
<u>Intel Celeron G540 @ 2.50GHz</u>					1,177	3746	106.74	\$11.03*
<u>Intel Celeron G540T @ 2.10GHz</u>					1,137	3793	NA	NA
<u>Intel Celeron G550 @ 2.60GHz</u>					1,259	3666	25.70	\$49.00*
<u>Intel Celeron G550T @ 2.20GHz</u>					1,074	3853	NA	NA
<u>Intel Celeron G555 @ 2.70GHz</u>					1,388	3566	21.32	\$65.10
<u>Intel Celeron G1101 @ 2.27GHz</u>					1,086	3839	54.92	\$19.77*
<u>Intel Celeron G1610 @ 2.60GHz</u>					1,532	3464	25.54	\$59.99
<u>Intel Celeron G1610T @ 2.30GHz</u>					1,327	3605	88.59	\$14.98*
<u>Intel Celeron G1620 @ 2.70GHz</u>					1,571	3431	32.07	\$49.00*
<u>Intel Celeron G1620T @ 2.40GHz</u>					1,532	3465	36.48	\$42.00*
<u>Intel Celeron G1630 @ 2.80GHz</u>					1,707	3332	15.53	\$109.95
<u>Intel Celeron G1820 @ 2.70GHz</u>					1,717	3329	17.19	\$99.88
<u>Intel Celeron G1820T @ 2.40GHz</u>					1,631	3383	38.84	\$42.00*
<u>Intel Celeron G1820TE @ 2.20GHz</u>					1,020	3913	NA	NA
<u>Intel Celeron G1830 @ 2.80GHz</u>					1,560	3441	24.00	\$65.00*
<u>Intel Celeron G1840 @ 2.80GHz</u>					1,782	3292	15.12	\$117.86*
<u>Intel Celeron G1840T @ 2.50GHz</u>					1,576	3427	NA	NA
<u>Intel Celeron G1850 @ 2.90GHz</u>					1,909	3194	32.36	\$59.00*
<u>Intel Celeron G3900 @ 2.80GHz</u>					2,132	3057	NA	NA
<u>Intel Celeron G3900E @ 2.40GHz</u>					2,034	3114	19.01	\$107.00*
<u>Intel Celeron G3900T @ 2.60GHz</u>					2,037	3111	18.11	\$112.46*
<u>Intel Celeron G3900TE @ 2.30GHz</u>					1,850	3236	44.10	\$41.95
<u>Intel Celeron G3920 @ 2.90GHz</u>					2,358	2921	2.18	\$1,083.82*
<u>Intel Celeron G3930 @ 2.90GHz</u>					2,255	2985	NA	NA
<u>Intel Celeron G3930T @ 2.70GHz</u>					2,023	3123	51.86	\$39.00
<u>Intel Celeron G3930TE @ 2.70GHz</u>					2,218	3009	52.82	\$42.00*
<u>Intel Celeron G3950 @ 3.00GHz</u>					2,322	2938	16.24	\$143.00*
<u>Intel Celeron G4900 @ 3.10GHz</u>					2,382	2905	NA	NA
<u>Intel Celeron G4900T @ 2.90GHz</u>					2,260	2978	37.70	\$59.95*
<u>Intel Celeron G4920 @ 3.20GHz</u>					2,500	2834	NA	NA
<u>Intel Celeron G4930 @ 3.20GHz</u>					2,560	2806	65.92	\$38.83*
<u>Intel Celeron G4930T @ 3.00GHz</u>					2,283	2959	54.36	\$42.00*

CPU Name					CPU Mark (higher is better)	Rank (lower is better)	CPU Value (higher is better)	Price (USD)
CPU Benchmarks	Video Card Benchmarks	Hard Drive Benchmarks	Memory Benchmarks	PC Benchmarks	Software Marketshare	Database Benchmarks	Android Benchmarks	iOS Benchmarks
Intel Celeron G5900E @ 3.20GHz					1,809	3268	34.13	\$53.00*
Intel Celeron G5900T @ 3.20GHz					2,155	3048	51.30	\$42.00*
Intel Celeron G5905 @ 3.50GHz					2,769	2695	56.51	\$49.00
Intel Celeron G5905T @ 3.30GHz					2,304	2948	54.85	\$42.00*
Intel Celeron G5920 @ 3.50GHz					2,577	2791	NA	NA
Intel Celeron G5925 @ 3.60GHz					2,787	2685	38.74	\$71.95*
Intel Celeron G6900					4,503	2100	NA	NA
Intel Celeron G6900E					4,272	2158	80.61	\$53.00*
Intel Celeron G6900T					3,634	2342	86.52	\$42.00*
Intel Celeron G6900TE					2,373	2913	NA	NA
Intel Celeron J1750 @ 2.41GHz					538	4461	NA	NA
Intel Celeron J1800 @ 2.41GHz					570	4423	NA	NA
Intel Celeron J1850 @ 1.99GHz					942	3990	NA	NA
Intel Celeron J1900 @ 1.99GHz					1,147	3784	NA	NA
Intel Celeron J3060 @ 1.60GHz					678	4302	NA	NA
Intel Celeron J3160 @ 1.60GHz					1,258	3667	NA	NA
Intel Celeron J3355 @ 2.00GHz					1,197	3726	NA	NA
Intel Celeron J3455 @ 1.50GHz					2,246	2992	6.43	\$349.00*
Intel Celeron J3455E @ 1.50GHz					2,193	3022	NA	NA
Intel Celeron J4005 @ 2.00GHz					1,525	3475	9.04	\$168.75*
Intel Celeron J4025 @ 2.00GHz					1,477	3498	NA	NA
Intel Celeron J4105 @ 1.50GHz					2,905	2640	27.15	\$107.00*
Intel Celeron J4115 @ 1.80GHz					2,693	2727	NA	NA
Intel Celeron J4125 @ 2.00GHz					2,945	2624	NA	NA
Intel Celeron J6412 @ 2.00GHz					3,856	2273	71.41	\$54.00*
Intel Celeron J6413 @ 1.80GHz					4,250	2166	NA	NA
Intel Celeron M 1.00GHz					149	4968	10.65	\$13.99
Intel Celeron M 1.30GHz					205	4881	NA	NA
Intel Celeron M 1.50GHz					192	4907	NA	NA
Intel Celeron M 1.60GHz					190	4910	NA	NA
Intel Celeron M 1.70GHz					252	4813	NA	NA
Intel Celeron M 360 1.40GHz					221	4864	NA	NA

CPU Name	CPU Mark (higher is better)	Rank (lower is better)	CPU Value (higher is better)	Price (USD)
----------	--------------------------------	---------------------------	---------------------------------	----------------

CPU Benchmarks

Video Card Benchmarks

Hard Drive Benchmarks

Memory Benchmarks

PC Benchmarks

Software Marketshare

Database Benchmarks

Android Benchmarks

iOS Benchmarks

<u>Intel Celeron M 430 @ 1.73GHz</u>	169	4938	NA	NA
<u>Intel Celeron M 440 @ 1.86GHz</u>	169	4936	NA	NA
<u>Intel Celeron M 443 @ 1.20GHz</u>	125	4995	NA	NA
<u>Intel Celeron M 450 @ 2.00GHz</u>	230	4853	NA	NA
<u>Intel Celeron M 520 @ 1.60GHz</u>	239	4832	NA	NA
<u>Intel Celeron M 530 @ 1.73GHz</u>	320	4713	NA	NA
<u>Intel Celeron M 723 @ 1.20GHz</u>	267	4796	NA	NA
<u>Intel Celeron M 900MHz</u>	123	4999	NA	NA
<u>Intel Celeron M 1300MHz</u>	197	4893	NA	NA
<u>Intel Celeron M 1500MHz</u>	217	4868	NA	NA
<u>Intel Celeron N2805 @ 1.46GHz</u>	335	4692	NA	NA
<u>Intel Celeron N2806 @ 1.60GHz</u>	489	4514	NA	NA
<u>Intel Celeron N2807 @ 1.58GHz</u>	486	4520	NA	NA
<u>Intel Celeron N2808 @ 1.58GHz</u>	499	4505	NA	NA
<u>Intel Celeron N2810 @ 2.00GHz</u>	377	4641	2.70	\$139.99*
<u>Intel Celeron N2815 @ 1.86GHz</u>	495	4512	NA	NA
<u>Intel Celeron N2820 @ 2.13GHz</u>	502	4502	2.23	\$225.00*
<u>Intel Celeron N2830 @ 2.16GHz</u>	546	4455	3.64	\$149.99*
<u>Intel Celeron N2840 @ 2.16GHz</u>	586	4408	NA	NA
<u>Intel Celeron N2910 @ 1.60GHz</u>	787	4165	NA	NA
<u>Intel Celeron N2920 @ 1.86GHz</u>	950	3984	NA	NA
<u>Intel Celeron N2930 @ 1.83GHz</u>	1,027	3905	NA	NA
<u>Intel Celeron N2940 @ 1.83GHz</u>	1,052	3881	NA	NA
<u>Intel Celeron N3000 @ 1.04GHz</u>	637	4352	NA	NA
<u>Intel Celeron N3010 @ 1.04GHz</u>	612	4378	NA	NA
<u>Intel Celeron N3050 @ 1.60GHz</u>	592	4398	3.48	\$170.00*
<u>Intel Celeron N3060 @ 1.60GHz</u>	662	4322	2.35	\$282.00*
<u>Intel Celeron N3150 @ 1.60GHz</u>	1,179	3743	NA	NA
<u>Intel Celeron N3160 @ 1.60GHz</u>	1,195	3730	3.43	\$349.00*
<u>Intel Celeron N3350 @ 1.10GHz</u>	1,109	3811	4.03	\$275.49*
<u>Intel Celeron N3450 @ 1.10GHz</u>	1,992	3146	10.76	\$185.08*
<u>Intel Celeron N4000 @ 1.10GHz</u>	1,428	3534	13.34	\$107.00*

CPU Name					CPU Mark (higher is better)	Rank (lower is better)	CPU Value (higher is better)	Price (USD)
CPU Benchmarks	Video Card Benchmarks	Hard Drive Benchmarks	Memory Benchmarks	PC Benchmarks	Software Marketshare	Database Benchmarks	Android Benchmarks	iOS Benchmarks
<u>Intel Celeron N4020C @ 1.10GHz</u>					1,530	3467	NA	NA
<u>Intel Celeron N4100 @ 1.10GHz</u>					2,449	2863	22.89	\$107.00*
<u>Intel Celeron N4120 @ 1.10GHz</u>					2,475	2845	NA	NA
<u>Intel Celeron N4500 @ 1.10GHz</u>					1,928	3180	NA	NA
<u>Intel Celeron N4505 @ 2.00GHz</u>					2,266	2974	NA	NA
<u>Intel Celeron N5095 @ 2.00GHz</u>					4,056	2219	NA	NA
<u>Intel Celeron N5095A @ 2.00GHz</u>					4,116	2196	NA	NA
<u>Intel Celeron N5100 @ 1.10GHz</u>					3,279	2478	NA	NA
<u>Intel Celeron N5105 @ 2.00GHz</u>					4,034	2223	13.49	\$299.00*
<u>Intel Celeron N6210 @ 1.20GHz</u>					1,967	3157	36.42	\$54.00*
<u>Intel Celeron N6211 @ 1.20GHz</u>					2,245	2993	41.57	\$54.00*
<u>Intel Celeron P4500 @ 1.87GHz</u>					848	4093	NA	NA
<u>Intel Celeron P4505 @ 1.87GHz</u>					689	4289	NA	NA
<u>Intel Celeron P4600 @ 2.00GHz</u>					858	4078	NA	NA
<u>Intel Celeron SU2300 @ 1.20GHz</u>					458	4548	NA	NA
<u>Intel Celeron T1600 @ 1.66GHz</u>					545	4456	27.29	\$19.99*
<u>Intel Celeron U1900 @ 1.99GHz</u>					1,028	3903	NA	NA
<u>Intel Celeron U3400 @ 1.07GHz</u>					516	4492	NA	NA
<u>Intel Celeron U3600 @ 1.20GHz</u>					579	4416	NA	NA
<u>Intel Core2 Duo E4300 @ 1.80GHz</u>					588	4404	15.08	\$39.00*
<u>Intel Core2 Duo E4400 @ 2.00GHz</u>					725	4245	36.29	\$19.99*
<u>Intel Core2 Duo E4500 @ 2.20GHz</u>					743	4223	67.52	\$11.00*
<u>Intel Core2 Duo E4600 @ 2.40GHz</u>					875	4059	5.54	\$157.95*
<u>Intel Core2 Duo E4700 @ 2.60GHz</u>					900	4034	33.34	\$26.99*
<u>Intel Core2 Duo E6300 @ 1.86GHz</u>					652	4339	7.24	\$89.95*
<u>Intel Core2 Duo E6320 @ 1.86GHz</u>					717	4250	17.94	\$39.99*
<u>Intel Core2 Duo E6400 @ 2.13GHz</u>					774	4180	25.86	\$29.94*
<u>Intel Core2 Duo E6420 @ 2.13GHz</u>					752	4209	18.79	\$39.99*
<u>Intel Core2 Duo E6540 @ 2.33GHz</u>					808	4134	NA	NA
<u>Intel Core2 Duo E6550 @ 2.33GHz</u>					905	4028	68.03	\$13.30*
<u>Intel Core2 Duo E6600 @ 2.40GHz</u>					939	3992	53.81	\$17.46*
<u>Intel Core2 Duo E6700 @ 2.66GHz</u>					990	3945	33.02	\$29.99*

CPU Name				CPU Mark (higher is better)	Rank (lower is better)	CPU Value (higher is better)	Price (USD)
Hard Drive Benchmarks	Memory Benchmarks	PC Benchmarks	Software Marketshare	Database Benchmarks	Android Benchmarks	iOS Benchmarks	
<u>Intel Core2 Duo E7200 @ 2.53GHz</u>				991	3942	21.09	\$47.00*
<u>Intel Core2 Duo E7300 @ 2.66GHz</u>				952	3979	19.06	\$49.96*
<u>Intel Core2 Duo E7400 @ 2.80GHz</u>				1,042	3889	21.27	\$48.99*
<u>Intel Core2 Duo E7500 @ 2.93GHz</u>				1,151	3780	19.18	\$60.00*
<u>Intel Core2 Duo E7600 @ 3.06GHz</u>				1,150	3781	9.59	\$119.95*
<u>Intel Core2 Duo E8135 @ 2.40GHz</u>				973	3957	NA	NA
<u>Intel Core2 Duo E8135 @ 2.66GHz</u>				1,112	3808	NA	NA
<u>Intel Core2 Duo E8200 @ 2.66GHz</u>				1,132	3795	14.90	\$75.99*
<u>Intel Core2 Duo E8235 @ 2.80GHz</u>				1,020	3914	NA	NA
<u>Intel Core2 Duo E8290 @ 2.83GHz</u>				1,408	3548	NA	NA
<u>Intel Core2 Duo E8300 @ 2.83GHz</u>				1,019	3915	50.99	\$19.99*
<u>Intel Core2 Duo E8335 @ 2.66GHz</u>				1,121	3803	NA	NA
<u>Intel Core2 Duo E8335 @ 2.93GHz</u>				1,060	3872	NA	NA
<u>Intel Core2 Duo E8400 @ 3.00GHz</u>				1,210	3712	52.53	\$23.03*
<u>Intel Core2 Duo E8435 @ 3.06GHz</u>				1,104	3818	18.41	\$59.99*
<u>Intel Core2 Duo E8500 @ 3.16GHz</u>				1,289	3638	11.72	\$109.95*
<u>Intel Core2 Duo E8600 @ 3.33GHz</u>				1,360	3583	13.74	\$98.95*
<u>Intel Core2 Duo L7100 @ 1.20GHz</u>				467	4539	NA	NA
<u>Intel Core2 Duo L7300 @ 1.40GHz</u>				536	4467	NA	NA
<u>Intel Core2 Duo L7400 @ 1.50GHz</u>				516	4493	NA	NA
<u>Intel Core2 Duo L7500 @ 1.60GHz</u>				657	4327	NA	NA
<u>Intel Core2 Duo L7700 @ 1.80GHz</u>				707	4266	NA	NA
<u>Intel Core2 Duo L7800 @ 2.00GHz</u>				680	4300	NA	NA
<u>Intel Core2 Duo L9300 @ 1.60GHz</u>				690	4288	NA	NA
<u>Intel Core2 Duo L9600 @ 2.13GHz</u>				788	4164	NA	NA
<u>Intel Core2 Duo P7350 @ 2.00GHz</u>				749	4211	37.48	\$19.99*
<u>Intel Core2 Duo P7370 @ 2.00GHz</u>				790	4160	NA	NA
<u>Intel Core2 Duo P7450 @ 2.13GHz</u>				793	4157	19.82	\$39.99*
<u>Intel Core2 Duo P7550 @ 2.26GHz</u>				848	4094	3.69	\$229.99*
<u>Intel Core2 Duo P7570 @ 2.26GHz</u>				870	4065	NA	NA
<u>Intel Core2 Duo P8400 @ 2.26GHz</u>				863	4075	2.90	\$297.01*
<u>Intel Core2 Duo P8600 @ 2.40GHz</u>				852	4088	17.32	\$49.18*

CPU Name				CPU Mark (higher is better)	Rank (lower is better)	CPU Value (higher is better)	Price (USD)
Hard Drive Benchmarks	Memory Benchmarks	PC Benchmarks	Software Marketshare	Database Benchmarks	Android Benchmarks	iOS Benchmarks	
<u>Intel Core2 Duo P9300 @ 2.26GHz</u>				952	3981	NA	NA
<u>Intel Core2 Duo P9500 @ 2.53GHz</u>				993	3939	0.99	\$998.99*
<u>Intel Core2 Duo P9600 @ 2.53GHz</u>				1,040	3890	46.23	\$22.50*
<u>Intel Core2 Duo P9600 @ 2.66GHz</u>				1,093	3827	NA	NA
<u>Intel Core2 Duo P9700 @ 2.80GHz</u>				1,163	3763	NA	NA
<u>Intel Core2 Duo SL9400 @ 1.86GHz</u>				759	4195	3.00	\$253.00*
<u>Intel Core2 Duo SP9400 @ 2.40GHz</u>				863	4074	3.04	\$284.00*
<u>Intel Core2 Duo SU9400 @ 1.40GHz</u>				511	4499	NA	NA
<u>Intel Core2 Duo T5200 @ 1.60GHz</u>				470	4535	NA	NA
<u>Intel Core2 Duo T5250 @ 1.50GHz</u>				556	4445	6.18	\$89.95*
<u>Intel Core2 Duo T5270 @ 1.40GHz</u>				427	4573	NA	NA
<u>Intel Core2 Duo T5300 @ 1.73GHz</u>				530	4477	NA	NA
<u>Intel Core2 Duo T5450 @ 1.66GHz</u>				583	4412	NA	NA
<u>Intel Core2 Duo T5470 @ 1.60GHz</u>				590	4402	NA	NA
<u>Intel Core2 Duo T5500 @ 1.66GHz</u>				568	4427	NA	NA
<u>Intel Core2 Duo T5550 @ 1.83GHz</u>				638	4350	NA	NA
<u>Intel Core2 Duo T5600 @ 1.83GHz</u>				657	4326	NA	NA
<u>Intel Core2 Duo T5670 @ 1.80GHz</u>				616	4374	NA	NA
<u>Intel Core2 Duo T5750 @ 2.00GHz</u>				710	4261	71.10	\$9.99*
<u>Intel Core2 Duo T5800 @ 2.00GHz</u>				627	4363	NA	NA
<u>Intel Core2 Duo T5850 @ 2.16GHz</u>				726	4243	26.13	\$27.79*
<u>Intel Core2 Duo T5870 @ 2.00GHz</u>				705	4268	NA	NA
<u>Intel Core2 Duo T5900 @ 2.20GHz</u>				652	4337	NA	NA
<u>Intel Core2 Duo T6400 @ 2.00GHz</u>				730	4236	48.70	\$14.99*
<u>Intel Core2 Duo T6500 @ 2.10GHz</u>				747	4217	49.83	\$14.99*
<u>Intel Core2 Duo T6570 @ 2.10GHz</u>				774	4179	20.11	\$38.50*
<u>Intel Core2 Duo T6600 @ 2.20GHz</u>				804	4141	20.12	\$39.97*
<u>Intel Core2 Duo T6670 @ 2.20GHz</u>				833	4110	NA	NA
<u>Intel Core2 Duo T7100 @ 1.80GHz</u>				607	4384	40.48	\$14.99*
<u>Intel Core2 Duo T7200 @ 2.00GHz</u>				744	4221	8.27	\$89.95
<u>Intel Core2 Duo T7250 @ 2.00GHz</u>				716	4251	3.56	\$201.48*
<u>Intel Core2 Duo T7300 @ 2.00GHz</u>				693	4282	7.71	\$89.95*

CPU Name				CPU Mark (higher is better)	Rank (lower is better)	CPU Value (higher is better)	Price (USD)
CPU Benchmarks	Hard Drive Benchmarks	Memory Benchmarks	PC Benchmarks	Software Marketshare	Database Benchmarks	Android Benchmarks	iOS Benchmarks
<u>Intel Core2 Duo T7600 @ 2.33GHz</u>				799	4147	7.99	\$99.95*
<u>Intel Core2 Duo T7700 @ 2.40GHz</u>				940	3991	7.24	\$129.95*
<u>Intel Core2 Duo T7800 @ 2.60GHz</u>				905	4027	1.49	\$607.99*
<u>Intel Core2 Duo T8100 @ 2.10GHz</u>				779	4175	0.78	\$999.99*
<u>Intel Core2 Duo T8300 @ 2.40GHz</u>				897	4036	8.23	\$108.95*
<u>Intel Core2 Duo T9300 @ 2.50GHz</u>				994	3934	10.47	\$94.95*
<u>Intel Core2 Duo T9400 @ 2.53GHz</u>				1,000	3930	28.62	\$34.95*
<u>Intel Core2 Duo T9500 @ 2.60GHz</u>				1,045	3886	9.67	\$108.02*
<u>Intel Core2 Duo T9550 @ 2.66GHz</u>				989	3947	3.31	\$298.95*
<u>Intel Core2 Duo T9600 @ 2.80GHz</u>				1,075	3852	19.57	\$54.95*
<u>Intel Core2 Duo T9800 @ 2.93GHz</u>				1,193	3732	2.81	\$423.89*
<u>Intel Core2 Duo T9900 @ 3.06GHz</u>				1,199	3724	3.00	\$398.95*
<u>Intel Core2 Duo U7300 @ 1.30GHz</u>				531	4474	NA	NA
<u>Intel Core2 Duo U7500 @ 1.06GHz</u>				392	4622	NA	NA
<u>Intel Core2 Duo U7600 @ 1.20GHz</u>				347	4667	NA	NA
<u>Intel Core2 Duo U7700 @ 1.33GHz</u>				420	4580	NA	NA
<u>Intel Core2 Duo U9300 @ 1.20GHz</u>				464	4541	NA	NA
<u>Intel Core2 Duo U9600 @ 1.60GHz</u>				587	4406	NA	NA
<u>Intel Core2 Extreme Q6800 @ 2.93GHz</u>				2,145	3052	1.91	\$1,125.00*
<u>Intel Core2 Extreme Q6850 @ 3.00GHz</u>				2,242	2995	1.50	\$1,495.95*
<u>Intel Core2 Extreme Q9200 @ 2.40GHz</u>				2,011	3133	NA	NA
<u>Intel Core2 Extreme Q9300 @ 2.53GHz</u>				1,993	3145	NA	NA
<u>Intel Core2 Extreme X6800 @ 2.93GHz</u>				1,095	3824	4.15	\$263.64*
<u>Intel Core2 Extreme X7800 @ 2.60GHz</u>				1,138	3791	NA	NA
<u>Intel Core2 Extreme X7900 @ 2.80GHz</u>				1,104	3817	6.91	\$159.95*
<u>Intel Core2 Extreme X9000 @ 2.80GHz</u>				1,099	3821	2.68	\$409.95*
<u>Intel Core2 Extreme X9100 @ 3.06GHz</u>				1,171	3754	1.38	\$851.00*
<u>Intel Core2 Extreme X9650 @ 3.00GHz</u>				2,404	2892	2.80	\$859.99*
<u>Intel Core2 Extreme X9750 @ 3.16GHz</u>				2,348	2925	NA	NA
<u>Intel Core2 Extreme X9770 @ 3.20GHz</u>				2,689	2731	1.67	\$1,608.95*
<u>Intel Core2 Extreme X9775 @ 3.20GHz</u>				2,780	2688	1.54	\$1,805.95*
<u>Intel Core2 Quad Q6600 @ 2.40GHz</u>				1,832	3249	38.15	\$48.02*

CPU Name				CPU Mark (higher is better)	Rank (lower is better)	CPU Value (higher is better)	Price (USD)
Hard Drive Benchmarks	Memory Benchmarks	PC Benchmarks	Software Marketshare	Database Benchmarks	Android Benchmarks	iOS Benchmarks	
Intel Core2 Quad Q8300 @ 2.50GHz				1,903	3205	24.06	\$79.10
Intel Core2 Quad Q8400 @ 2.66GHz				2,069	3095	16.06	\$128.88*
Intel Core2 Quad Q9000 @ 2.00GHz				1,579	3421	13.07	\$120.79*
Intel Core2 Quad Q9100 @ 2.26GHz				1,806	3270	4.68	\$385.89*
Intel Core2 Quad Q9300 @ 2.50GHz				1,993	3144	52.40	\$38.04*
Intel Core2 Quad Q9400 @ 2.66GHz				2,147	3051	85.73	\$25.05*
Intel Core2 Quad Q9450 @ 2.66GHz				2,184	3030	61.17	\$35.70*
Intel Core2 Quad Q9500 @ 2.83GHz				2,232	3001	45.54	\$49.01*
Intel Core2 Quad Q9505 @ 2.83GHz				2,171	3038	43.43	\$49.99*
Intel Core2 Quad Q9550 @ 2.83GHz				2,350	2923	30.12	\$78.02*
Intel Core2 Quad Q9650 @ 3.00GHz				2,480	2842	45.57	\$54.42*
Intel Core2 Solo U2100 @ 1.06GHz				233	4844	NA	NA
Intel Core2 Solo U3500 @ 1.40GHz				272	4787	NA	NA
Intel Core 3 100U				14,454	997	NA	NA
Intel Core 3 N355				11,206	1200	36.27	\$309.00*
Intel Core 5 120U				17,566	844	51.66	\$340.00*
Intel Core 5 210H				19,210	764	NA	NA
Intel Core 5 220H				19,871	733	NA	NA
Intel Core 5 220U				13,052	1094	NA	NA
Intel Core 7 150U				15,434	946	NA	NA
Intel Core 7 240H				22,750	592	NA	NA
Intel Core 7 250H				31,840	332	NA	NA
Intel Core 860 @ 2.80GHz				2,754	2700	13.50	\$203.98
Intel Core Duo L2300 @ 1.50GHz				387	4629	NA	NA
Intel Core Duo L2400 @ 1.66GHz				348	4666	NA	NA
Intel Core Duo L2500 @ 1.83GHz				404	4606	NA	NA
Intel Core Duo T2050 @ 1.60GHz				333	4700	NA	NA
Intel Core Duo T2250 @ 1.73GHz				350	4664	NA	NA
Intel Core Duo T2300 @ 1.66GHz				325	4711	NA	NA
Intel Core Duo T2350 @ 1.86GHz				385	4630	NA	NA
Intel Core Duo T2400 @ 1.83GHz				362	4654	22.64	\$16.00*
Intel Core Duo T2450 @ 2.00GHz				411	4593	NA	NA

CPU Name					CPU Mark (higher is better)	Rank (lower is better)	CPU Value (higher is better)	Price (USD)
CPU Benchmarks	Video Card Benchmarks	Hard Drive Benchmarks	Memory Benchmarks	PC Benchmarks	Software Marketshare	Database Benchmarks	Android Benchmarks	iOS Benchmarks
<u>Intel Core Duo T2700 @ 2.33GHz</u>					498	4506	NA	NA
<u>Intel Core Duo U2400 @ 1.06GHz</u>					255	4808	NA	NA
<u>Intel Core Duo U2500 @ 1.20GHz</u>					223	4860	NA	NA
<u>Intel Core i3-330E @ 2.13GHz</u>					1,260	3663	NA	NA
<u>Intel Core i3-330M @ 2.13GHz</u>					1,025	3906	10.36	\$98.95
<u>Intel Core i3-330UM @ 1.20GHz</u>					514	4496	NA	NA
<u>Intel Core i3-350M @ 2.27GHz</u>					1,085	3841	37.41	\$29.00
<u>Intel Core i3-370M @ 2.40GHz</u>					1,167	3759	46.78	\$24.95
<u>Intel Core i3-380M @ 2.53GHz</u>					1,204	3718	9.27	\$129.95
<u>Intel Core i3-380UM @ 1.33GHz</u>					745	4219	NA	NA
<u>Intel Core i3-390M @ 2.67GHz</u>					1,292	3634	33.17	\$38.95*
<u>Intel Core i3-530 @ 2.93GHz</u>					1,502	3488	33.38	\$45.00
<u>Intel Core i3-540 @ 3.07GHz</u>					1,543	3456	6.71	\$230.00
<u>Intel Core i3-550 @ 3.20GHz</u>					1,620	3391	9.53	\$169.95
<u>Intel Core i3-560 @ 3.33GHz</u>					1,627	3386	18.09	\$89.95*
<u>Intel Core i3-1000NG4 @ 1.10GHz</u>					3,542	2363	NA	NA
<u>Intel Core i3-1005G1 @ 1.20GHz</u>					4,879	2031	17.36	\$281.00*
<u>Intel Core i3-1025G1 @ 1.20GHz</u>					6,307	1742	NA	NA
<u>Intel Core i3-1110G4 @ 1.80GHz</u>					3,979	2231	14.16	\$281.00*
<u>Intel Core i3-1115G4 @ 3.00GHz</u>					5,974	1811	21.26	\$281.00*
<u>Intel Core i3-1115G4E @ 3.00GHz</u>					5,483	1915	19.24	\$285.00*
<u>Intel Core i3-1115GRE @ 3.00GHz</u>					4,484	2106	13.27	\$338.00*
<u>Intel Core i3-1125G4 @ 2.00GHz</u>					9,518	1321	NA	NA
<u>Intel Core i3-1210U</u>					10,513	1245	NA	NA
<u>Intel Core i3-1215U</u>					10,660	1238	NA	NA
<u>Intel Core i3-1215UE</u>					8,617	1398	27.53	\$313.00*
<u>Intel Core i3-1215UL</u>					8,034	1468	28.19	\$285.00*
<u>Intel Core i3-1220P</u>					14,553	990	51.79	\$281.00*
<u>Intel Core i3-1220PE</u>					16,146	915	54.73	\$295.00*
<u>Intel Core i3-1305U</u>					8,523	1407	27.58	\$309.00*
<u>Intel Core i3-1315U</u>					11,714	1176	37.91	\$309.00*
<u>Intel Core i3-1315UE</u>					9,696	1304	31.08	\$312.00*

CPU Name				CPU Mark (higher is better)	Rank (lower is better)	CPU Value (higher is better)	Price (USD)
Hard Drive Benchmarks	Memory Benchmarks	PC Benchmarks	Software Marketshare	Database Benchmarks	Android Benchmarks	iOS Benchmarks	
Intel Core i3-2102 @ 3.10GHz				2,029	3118	34.98	\$58.00*
Intel Core i3-2105 @ 3.10GHz				1,849	3237	16.37	\$112.97*
Intel Core i3-2120 @ 3.30GHz				1,963	3160	21.82	\$89.95
Intel Core i3-2120T @ 2.60GHz				1,557	3444	38.94	\$40.00
Intel Core i3-2125 @ 3.30GHz				2,090	3080	13.49	\$154.99*
Intel Core i3-2130 @ 3.40GHz				2,058	3101	NA	NA
Intel Core i3-2140 @ 3.50GHz				2,307	2946	NA	NA
Intel Core i3-2310E @ 2.10GHz				1,845	3240	8.20	\$225.00*
Intel Core i3-2310M @ 2.10GHz				1,217	3704	30.46	\$39.95
Intel Core i3-2312M @ 2.10GHz				1,175	3748	NA	NA
Intel Core i3-2328M @ 2.20GHz				1,240	3682	8.26	\$150.11*
Intel Core i3-2330E @ 2.20GHz				1,823	3255	NA	NA
Intel Core i3-2330M @ 2.20GHz				1,242	3680	8.28	\$149.95
Intel Core i3-2332M @ 2.20GHz				1,353	3589	NA	NA
Intel Core i3-2340UE @ 1.30GHz				976	3956	NA	NA
Intel Core i3-2348M @ 2.30GHz				1,282	3642	NA	NA
Intel Core i3-2350M @ 2.30GHz				1,258	3668	9.68	\$129.95
Intel Core i3-2357M @ 1.30GHz				788	4163	NA	NA
Intel Core i3-2365M @ 1.40GHz				807	4136	NA	NA
Intel Core i3-2367M @ 1.40GHz				849	4091	NA	NA
Intel Core i3-2370M @ 2.40GHz				1,364	3581	35.87	\$38.02
Intel Core i3-2375M @ 1.50GHz				904	4029	NA	NA
Intel Core i3-2377M @ 1.50GHz				865	4072	NA	NA
Intel Core i3-3110M @ 2.40GHz				1,644	3376	23.51	\$69.95*
Intel Core i3-3120M @ 2.50GHz				1,695	3341	15.42	\$109.95
Intel Core i3-3130M @ 2.60GHz				1,900	3207	NA	NA
Intel Core i3-3210 @ 3.20GHz				2,225	3006	13.99	\$159.00*
Intel Core i3-3217U @ 1.80GHz				1,226	3694	6.16	\$199.00*
Intel Core i3-3217UE @ 1.60GHz				1,362	3582	NA	NA
Intel Core i3-3220 @ 3.30GHz				2,272	2970	45.49	\$49.95
Intel Core i3-3220T @ 2.80GHz				1,952	3165	32.87	\$59.40*
Intel Core i3-3225 @ 3.30GHz				2,258	2981	13.52	\$167.00

CPU Name				CPU Mark (higher is better)	Rank (lower is better)	CPU Value (higher is better)	Price (USD)
Hard Drives	Hard Drive Benchmarks	Memory Benchmarks	PC Benchmarks	Software Marketshare	Database Benchmarks	Android Benchmarks	iOS Benchmarks
Intel Core i3-3240 @ 3.40GHz				2,342	2931	57.11	\$41.00
Intel Core i3-3240T @ 2.90GHz				2,061	3099	NA	NA
Intel Core i3-3245 @ 3.40GHz				2,373	2911	16.48	\$144.00
Intel Core i3-3250 @ 3.50GHz				2,451	2862	27.24	\$90.00*
Intel Core i3-3250T @ 3.00GHz				2,650	2750	NA	NA
Intel Core i3-4000M @ 2.40GHz				1,778	3295	30.60	\$58.12
Intel Core i3-4005U @ 1.70GHz				1,657	3369	NA	NA
Intel Core i3-4010U @ 1.70GHz				1,665	3364	13.32	\$124.95*
Intel Core i3-4010Y @ 1.30GHz				1,358	3585	NA	NA
Intel Core i3-4012Y @ 1.50GHz				1,278	3646	NA	NA
Intel Core i3-4020Y @ 1.50GHz				1,470	3503	NA	NA
Intel Core i3-4025U @ 1.90GHz				1,968	3155	NA	NA
Intel Core i3-4030U @ 1.90GHz				1,871	3221	NA	NA
Intel Core i3-4030Y @ 1.60GHz				1,654	3371	NA	NA
Intel Core i3-4100E @ 2.40GHz				1,848	3238	8.22	\$225.00*
Intel Core i3-4100M @ 2.50GHz				2,526	2824	11.56	\$218.57*
Intel Core i3-4110M @ 2.60GHz				2,678	2737	NA	NA
Intel Core i3-4110U @ 1.90GHz				1,860	3229	NA	NA
Intel Core i3-4120U @ 2.00GHz				1,948	3171	NA	NA
Intel Core i3-4130 @ 3.40GHz				3,322	2453	81.02	\$41.00
Intel Core i3-4130T @ 2.90GHz				2,895	2646	144.83	\$19.99*
Intel Core i3-4150 @ 3.50GHz				3,403	2415	97.23	\$35.00
Intel Core i3-4150T @ 3.00GHz				2,888	2648	13.13	\$219.95
Intel Core i3-4158U @ 2.00GHz				1,921	3184	NA	NA
Intel Core i3-4160 @ 3.60GHz				3,512	2374	NA	NA
Intel Core i3-4160T @ 3.10GHz				3,119	2543	51.99	\$59.99*
Intel Core i3-4170 @ 3.70GHz				3,592	2353	NA	NA
Intel Core i3-4170T @ 3.20GHz				3,141	2536	15.71	\$199.95*
Intel Core i3-4330 @ 3.50GHz				3,500	2379	20.60	\$169.95
Intel Core i3-4330T @ 3.00GHz				3,115	2546	NA	NA
Intel Core i3-4330TE @ 2.40GHz				2,022	3124	NA	NA
Intel Core i3-4340 @ 3.60GHz				3,460	2391	NA	NA

CPU Name					CPU Mark (higher is better)	Rank (lower is better)	CPU Value (higher is better)	Price (USD)
CPU Benchmarks	Video Card Benchmarks	Hard Drive Benchmarks	Memory Benchmarks	PC Benchmarks	Software Marketshare	Database Benchmarks	Android Benchmarks	iOS Benchmarks
<u>Intel Core i3-4360 @ 3.70GHz</u>					3,655	2333	28.13	\$129.95
<u>Intel Core i3-4360T @ 3.20GHz</u>					3,286	2471	NA	NA
<u>Intel Core i3-4370 @ 3.80GHz</u>					3,867	2268	94.01	\$41.13*
<u>Intel Core i3-4370T @ 3.30GHz</u>					3,361	2439	24.35	\$138.00*
<u>Intel Core i3-4570T @ 2.90GHz</u>					3,244	2488	NA	NA
<u>Intel Core i3-5005U @ 2.00GHz</u>					2,018	3127	6.55	\$308.00*
<u>Intel Core i3-5010U @ 2.10GHz</u>					2,185	3028	7.29	\$299.86*
<u>Intel Core i3-5015U @ 2.10GHz</u>					1,951	3167	NA	NA
<u>Intel Core i3-5020U @ 2.20GHz</u>					2,203	3013	4.80	\$459.00*
<u>Intel Core i3-5157U @ 2.50GHz</u>					2,593	2781	NA	NA
<u>Intel Core i3-6006U @ 2.00GHz</u>					2,272	2971	NA	NA
<u>Intel Core i3-6098P @ 3.60GHz</u>					3,995	2229	67.72	\$59.00*
<u>Intel Core i3-6100 @ 3.70GHz</u>					4,125	2192	57.50	\$71.74
<u>Intel Core i3-6100E @ 2.70GHz</u>					3,315	2456	NA	NA
<u>Intel Core i3-6100H @ 2.70GHz</u>					3,073	2565	NA	NA
<u>Intel Core i3-6100T @ 3.20GHz</u>					3,653	2334	84.98	\$42.99*
<u>Intel Core i3-6100TE @ 2.70GHz</u>					3,152	2530	NA	NA
<u>Intel Core i3-6100U @ 2.30GHz</u>					2,638	2756	4.98	\$529.99*
<u>Intel Core i3-6102E @ 1.90GHz</u>					2,349	2924	10.44	\$225.00*
<u>Intel Core i3-6157U @ 2.40GHz</u>					2,775	2690	NA	NA
<u>Intel Core i3-6167U @ 2.70GHz</u>					3,255	2485	NA	NA
<u>Intel Core i3-6300 @ 3.80GHz</u>					4,336	2143	39.89	\$108.69*
<u>Intel Core i3-6300T @ 3.30GHz</u>					4,002	2227	30.78	\$130.00
<u>Intel Core i3-6320 @ 3.90GHz</u>					4,398	2126	45.52	\$96.60*
<u>Intel Core i3-7020U @ 2.30GHz</u>					2,577	2792	9.17	\$281.00*
<u>Intel Core i3-7100 @ 3.90GHz</u>					4,322	2145	NA	NA
<u>Intel Core i3-7100H @ 3.00GHz</u>					3,430	2401	15.25	\$225.00*
<u>Intel Core i3-7100T @ 3.40GHz</u>					3,756	2304	83.46	\$45.00
<u>Intel Core i3-7100U @ 2.40GHz</u>					2,722	2714	5.89	\$462.00*
<u>Intel Core i3-7101E @ 3.90GHz</u>					4,430	2116	37.87	\$117.00*
<u>Intel Core i3-7101TE @ 3.40GHz</u>					3,956	2238	33.81	\$117.00*
<u>Intel Core i3-7102E @ 2.10GHz</u>					2,599	2780	11.55	\$225.00*

CPU Name				CPU Mark (higher is better)	Rank (lower is better)	CPU Value (higher is better)	Price (USD)
Hard Drive Benchmarks	Memory Benchmarks	PC Benchmarks	Software Marketshare	Database Benchmarks	Android Benchmarks	iOS Benchmarks	
Intel Core i3-7300 @ 4.00GHz				4,502	2101	NA	NA
Intel Core i3-7300T @ 3.50GHz				4,149	2187	32.18	\$128.96*
Intel Core i3-7320 @ 4.10GHz				4,829	2041	45.14	\$106.98*
Intel Core i3-7350K @ 4.20GHz				4,943	2023	NA	NA
Intel Core i3-8100 @ 3.60GHz				6,100	1781	NA	NA
Intel Core i3-8100B @ 3.60GHz				5,976	1809	44.93	\$133.00*
Intel Core i3-8100H @ 3.00GHz				4,310	2148	19.16	\$225.00*
Intel Core i3-8100T @ 3.10GHz				5,286	1960	62.19	\$85.00*
Intel Core i3-8109U @ 3.00GHz				4,205	2175	8.41	\$499.99*
Intel Core i3-8121U @ 2.20GHz				4,391	2132	15.14	\$290.00*
Intel Core i3-8130U @ 2.20GHz				3,539	2364	12.59	\$281.00*
Intel Core i3-8140U @ 2.10GHz				4,227	2168	NA	NA
Intel Core i3-8145U @ 2.10GHz				3,779	2296	13.45	\$281.00*
Intel Core i3-8145UE @ 2.20GHz				4,153	2185	14.78	\$281.00*
Intel Core i3-8300 @ 3.70GHz				6,361	1729	NA	NA
Intel Core i3-8300T @ 3.20GHz				5,581	1885	35.11	\$158.95*
Intel Core i3-8350K @ 4.00GHz				6,889	1633	NA	NA
Intel Core i3-9100 @ 3.60GHz				6,625	1676	NA	NA
Intel Core i3-9100E @ 3.10GHz				6,767	1654	NA	NA
Intel Core i3-9100F @ 3.60GHz				6,725	1660	96.07	\$70.00
Intel Core i3-9100HL @ 1.60GHz				2,745	2703	12.20	\$225.00*
Intel Core i3-9100T @ 3.10GHz				5,569	1891	45.65	\$122.00*
Intel Core i3-9100TE @ 2.20GHz				4,382	2134	35.91	\$122.00*
Intel Core i3-9300 @ 3.70GHz				7,164	1586	NA	NA
Intel Core i3-9300T @ 3.20GHz				6,108	1779	42.72	\$143.00*
Intel Core i3-9320 @ 3.70GHz				7,358	1556	34.12	\$215.67*
Intel Core i3-9350K @ 4.00GHz				7,662	1507	49.53	\$154.70*
Intel Core i3-9350KF @ 4.00GHz				7,576	1522	58.73	\$129.00
Intel Core i3-10100 @ 3.60GHz				8,626	1397	78.42	\$110.00
Intel Core i3-10100E @ 3.20GHz				7,899	1482	63.19	\$125.00*
Intel Core i3-10100F @ 3.60GHz				8,720	1388	NA	NA
Intel Core i3-10100T @ 3.00GHz				7,300	1564	59.84	\$122.00*

CPU Name				CPU Mark (higher is better)	Rank (lower is better)	CPU Value (higher is better)	Price (USD)
Hard Drive Benchmarks	Memory Benchmarks	PC Benchmarks	Software Marketshare	Database Benchmarks	Android Benchmarks	iOS Benchmarks	
<u>Intel Core i3-10105 @ 3.70GHz</u>				8,527	1404	NA	NA
<u>Intel Core i3-10105F @ 3.70GHz</u>				8,938	1375	NA	NA
<u>Intel Core i3-10105T @ 3.00GHz</u>				7,937	1479	88.20	\$89.99*
<u>Intel Core i3-10110U @ 2.10GHz</u>				3,887	2262	8.95	\$434.17*
<u>Intel Core i3-10110Y @ 1.00GHz</u>				3,264	2484	11.37	\$287.00*
<u>Intel Core i3-10300 @ 3.70GHz</u>				9,293	1340	61.18	\$151.90
<u>Intel Core i3-10300T @ 3.00GHz</u>				7,884	1484	79.63	\$99.00
<u>Intel Core i3-10305 @ 3.80GHz</u>				9,450	1327	44.02	\$214.69*
<u>Intel Core i3-10305T @ 3.00GHz</u>				8,136	1452	56.90	\$143.00*
<u>Intel Core i3-10320 @ 3.80GHz</u>				10,010	1279	NA	NA
<u>Intel Core i3-10325 @ 3.90GHz</u>				10,291	1260	54.13	\$190.10*
<u>Intel Core i3-11100B @ 3.60GHz</u>				11,357	1195	NA	NA
<u>Intel Core i3-11100HE @ 2.40GHz</u>				11,673	1178	50.10	\$233.00*
<u>Intel Core i3-12100</u>				13,017	1096	106.69	\$122.00*
<u>Intel Core i3-12100E</u>				14,308	1013	103.68	\$138.00*
<u>Intel Core i3-12100F</u>				14,057	1032	NA	NA
<u>Intel Core i3-12100T</u>				12,497	1127	102.43	\$122.00*
<u>Intel Core i3-12100TE</u>				11,859	1161	94.87	\$125.00*
<u>Intel Core i3-12300</u>				14,472	995	101.20	\$143.00*
<u>Intel Core i3-12300HL</u>				20,321	708	NA	NA
<u>Intel Core i3-12300T</u>				13,209	1082	84.13	\$157.00*
<u>Intel Core i3-13100</u>				13,629	1051	NA	NA
<u>Intel Core i3-13100E</u>				13,727	1045	100.20	\$137.00*
<u>Intel Core i3-13100F</u>				14,651	987	191.07	\$76.68
<u>Intel Core i3-13100T</u>				12,901	1105	96.27	\$134.00*
<u>Intel Core i3-13100TE</u>				8,057	1462	58.81	\$137.00*
<u>Intel Core i3-14100</u>				15,243	955	138.61	\$109.97
<u>Intel Core i3-14100F</u>				15,414	948	181.34	\$85.00
<u>Intel Core i3-14100T</u>				13,764	1043	102.72	\$134.00*
<u>Intel Core i3-21050 @ 3.10GHz</u>				2,193	3023	NA	NA
<u>Intel Core i3-N300</u>				8,466	1412	27.40	\$309.00*
<u>Intel Core i3-N305</u>				9,843	1296	31.86	\$309.00*

CPU Name				CPU Mark (higher is better)	Rank (lower is better)	CPU Value (higher is better)	Price (USD)
CPU Benchmarks	Hard Drive Benchmarks	Memory Benchmarks	PC Benchmarks	Software Marketshare	Database Benchmarks	Android Benchmarks	iOS Benchmarks
<u>Intel Core i5-7Y54 @ 1.20GHz</u>				2,633	2761	NA	NA
<u>Intel Core i5-7Y57 @ 1.20GHz</u>				2,602	2777	NA	NA
<u>Intel Core i5-430M @ 2.27GHz</u>				1,214	3709	9.34	\$129.95*
<u>Intel Core i5-430UM @ 1.20GHz</u>				627	4362	NA	NA
<u>Intel Core i5-450M @ 2.40GHz</u>				1,246	3677	38.99	\$31.95*
<u>Intel Core i5-460M @ 2.53GHz</u>				1,309	3622	10.08	\$129.95*
<u>Intel Core i5-470UM @ 1.33GHz</u>				782	4170	NA	NA
<u>Intel Core i5-480M @ 2.67GHz</u>				1,325	3608	16.43	\$80.60*
<u>Intel Core i5-520M @ 2.40GHz</u>				1,728	3322	17.28	\$100.00*
<u>Intel Core i5-520UM @ 1.07GHz</u>				908	4025	NA	NA
<u>Intel Core i5-540M @ 2.53GHz</u>				1,790	3284	25.57	\$70.00*
<u>Intel Core i5-540UM @ 1.20GHz</u>				1,002	3929	NA	NA
<u>Intel Core i5-560M @ 2.67GHz</u>				1,912	3188	27.34	\$69.95
<u>Intel Core i5-560UM @ 1.33GHz</u>				1,015	3920	NA	NA
<u>Intel Core i5-580M @ 2.67GHz</u>				1,950	3168	19.51	\$99.95*
<u>Intel Core i5-650 @ 3.20GHz</u>				2,257	2982	30.92	\$73.00
<u>Intel Core i5-655K @ 3.20GHz</u>				2,017	3128	26.24	\$76.87*
<u>Intel Core i5-660 @ 3.33GHz</u>				2,416	2884	16.11	\$149.95
<u>Intel Core i5-661 @ 3.33GHz</u>				2,478	2844	30.98	\$80.00*
<u>Intel Core i5-670 @ 3.47GHz</u>				2,533	2820	8.65	\$292.82
<u>Intel Core i5-680 @ 3.60GHz</u>				2,647	2751	8.53	\$310.17
<u>Intel Core i5-750 @ 2.67GHz</u>				2,537	2814	26.91	\$94.29*
<u>Intel Core i5-760 @ 2.80GHz</u>				2,650	2749	12.62	\$210.00
<u>Intel Core i5-760S @ 2.53GHz</u>				5,440	1928	NA	NA
<u>Intel Core i5-1030NG7 @ 1.10GHz</u>				5,610	1879	NA	NA
<u>Intel Core i5-1035G1 @ 1.00GHz</u>				7,270	1572	24.48	\$297.00*
<u>Intel Core i5-1035G4 @ 1.10GHz</u>				7,858	1487	25.43	\$309.00*
<u>Intel Core i5-1035G7 @ 1.20GHz</u>				8,176	1445	25.55	\$320.00*
<u>Intel Core i5-1038NG7 @ 2.00GHz</u>				8,851	1382	27.66	\$320.00*
<u>Intel Core i5-1130G7 @ 1.10GHz</u>				8,430	1414	27.28	\$309.00*
<u>Intel Core i5-1135G7 @ 2.40GHz</u>				9,633	1314	31.17	\$309.00*
<u>Intel Core i5-1140G7 @ 1.10GHz</u>				9,050	1368	NA	NA

CPU Name					CPU Mark (higher is better)	Rank (lower is better)	CPU Value (higher is better)	Price (USD)
CPU Benchmarks	Video Card Benchmarks	Hard Drive Benchmarks	Memory Benchmarks	PC Benchmarks	Software Marketshare	Database Benchmarks	Android Benchmarks	iOS Benchmarks
<u>Intel Core i5-1145GRE @ 2.60GHz</u>					8,221	1438	22.71	\$362.00*
<u>Intel Core i5-1155G7 @ 2.50GHz</u>					9,886	1290	31.99	\$309.00*
<u>Intel Core i5-1230U</u>					10,746	1232	34.78	\$309.00*
<u>Intel Core i5-1235U</u>					13,086	1090	42.35	\$309.00*
<u>Intel Core i5-1240P</u>					16,831	886	27.19	\$619.00*
<u>Intel Core i5-1240U</u>					12,726	1113	NA	NA
<u>Intel Core i5-1245U</u>					13,264	1077	42.92	\$309.00*
<u>Intel Core i5-1245UE</u>					9,529	1320	30.54	\$312.00*
<u>Intel Core i5-1250P</u>					19,912	731	NA	NA
<u>Intel Core i5-1250PE</u>					18,365	806	51.73	\$355.00*
<u>Intel Core i5-1334U</u>					13,382	1072	39.36	\$340.00*
<u>Intel Core i5-1335U</u>					14,445	998	42.48	\$340.00*
<u>Intel Core i5-1335UE</u>					10,863	1226	34.82	\$312.00*
<u>Intel Core i5-1340P</u>					18,763	785	53.15	\$353.00*
<u>Intel Core i5-1340PE</u>					20,041	728	63.62	\$315.00*
<u>Intel Core i5-1345U</u>					14,733	979	47.68	\$309.00*
<u>Intel Core i5-1345UE</u>					9,992	1281	32.03	\$312.00*
<u>Intel Core i5-1350P</u>					19,062	771	59.57	\$320.00*
<u>Intel Core i5-2300 @ 2.80GHz</u>					3,453	2393	157.01	\$21.99*
<u>Intel Core i5-2310 @ 2.90GHz</u>					3,656	2332	76.82	\$47.59*
<u>Intel Core i5-2320 @ 3.00GHz</u>					3,685	2325	141.12	\$26.11*
<u>Intel Core i5-2380P @ 3.10GHz</u>					3,901	2258	47.10	\$82.83*
<u>Intel Core i5-2390T @ 2.70GHz</u>					2,493	2838	24.96	\$99.90*
<u>Intel Core i5-2400 @ 3.10GHz</u>					3,871	2267	NA	NA
<u>Intel Core i5-2400S @ 2.50GHz</u>					3,165	2522	21.98	\$143.98
<u>Intel Core i5-2405S @ 2.50GHz</u>					3,224	2504	14.91	\$216.18*
<u>Intel Core i5-2410M @ 2.30GHz</u>					1,948	3170	46.36	\$42.02*
<u>Intel Core i5-2415M @ 2.30GHz</u>					1,953	3164	NA	NA
<u>Intel Core i5-2430M @ 2.40GHz</u>					2,000	3137	32.25	\$62.02*
<u>Intel Core i5-2435M @ 2.40GHz</u>					2,025	3121	NA	NA
<u>Intel Core i5-2450M @ 2.50GHz</u>					2,083	3084	28.14	\$74.02*
<u>Intel Core i5-2450P @ 3.20GHz</u>					4,273	2156	32.87	\$129.99*

CPU Name					CPU Mark (higher is better)	Rank (lower is better)	CPU Value (higher is better)	Price (USD)
CPU Benchmarks	Video Card Benchmarks	Hard Drive Benchmarks	Memory Benchmarks	PC Benchmarks	Software Marketshare	Database Benchmarks	Android Benchmarks	iOS Benchmarks
Intel Core i5-2500K @ 3.30GHz					4,126	2191	25.30	\$163.04*
Intel Core i5-2500S @ 2.70GHz					3,399	2417	61.42	\$55.34*
Intel Core i5-2500T @ 2.30GHz					2,929	2632	32.55	\$89.99*
Intel Core i5-2510E @ 2.50GHz					1,889	3213	NA	NA
Intel Core i5-2515E @ 2.50GHz					1,882	3218	NA	NA
Intel Core i5-2520M @ 2.50GHz					2,248	2989	66.36	\$33.87*
Intel Core i5-2537M @ 1.40GHz					1,191	3734	NA	NA
Intel Core i5-2540M @ 2.60GHz					2,368	2915	29.62	\$79.97*
Intel Core i5-2550K @ 3.40GHz					4,172	2181	NA	NA
Intel Core i5-2557M @ 1.70GHz					1,622	3389	NA	NA
Intel Core i5-2560M @ 2.70GHz					2,397	2895	NA	NA
Intel Core i5-3170K @ 3.20GHz					8,882	1378	NA	NA
Intel Core i5-3210M @ 2.50GHz					2,464	2851	47.36	\$52.02
Intel Core i5-3230M @ 2.60GHz					2,564	2801	25.64	\$99.99*
Intel Core i5-3317U @ 1.70GHz					2,015	3131	8.96	\$225.00*
Intel Core i5-3320M @ 2.60GHz					2,666	2742	60.54	\$44.04*
Intel Core i5-3330 @ 3.00GHz					4,102	2202	21.99	\$186.58
Intel Core i5-3330S @ 2.70GHz					3,893	2260	129.82	\$29.99*
Intel Core i5-3335S @ 2.70GHz					3,784	2292	NA	NA
Intel Core i5-3337U @ 1.80GHz					2,101	3073	9.34	\$225.00*
Intel Core i5-3339Y @ 1.50GHz					1,589	3414	NA	NA
Intel Core i5-3340 @ 3.10GHz					4,231	2167	32.56	\$129.95*
Intel Core i5-3340M @ 2.70GHz					2,696	2725	25.67	\$105.00*
Intel Core i5-3340S @ 2.80GHz					3,950	2240	52.67	\$75.00*
Intel Core i5-3350P @ 3.10GHz					4,296	2150	71.60	\$60.00*
Intel Core i5-3360M @ 2.80GHz					2,876	2653	36.86	\$78.02*
Intel Core i5-3380M @ 2.90GHz					2,923	2635	NA	NA
Intel Core i5-3427U @ 1.80GHz					2,243	2994	5.34	\$420.05*
Intel Core i5-3437U @ 1.90GHz					2,199	3018	NA	NA
Intel Core i5-3439Y @ 1.50GHz					1,907	3197	NA	NA
Intel Core i5-3450 @ 3.10GHz					4,515	2097	47.53	\$95.00
Intel Core i5-3450S @ 2.80GHz					4,348	2141	50.56	\$86.00*

CPU Name				CPU Mark (higher is better)	Rank (lower is better)	CPU Value (higher is better)	Price (USD)
Hard Drive Benchmarks	Memory Benchmarks	PC Benchmarks	Software Marketshare	Database Benchmarks	Android Benchmarks	iOS Benchmarks	
Intel Core i5-3470T @ 2.90GHz				3,005	2591	11.13	\$269.95*
Intel Core i5-3475S @ 2.90GHz				4,295	2151	17.18	\$249.95*
Intel Core i5-3550 @ 3.30GHz				4,793	2048	14.31	\$335.00
Intel Core i5-3550S @ 3.00GHz				4,394	2127	22.08	\$198.95*
Intel Core i5-3570 @ 3.40GHz				4,938	2024	71.57	\$69.00*
Intel Core i5-3570K @ 3.40GHz				4,963	2020	NA	NA
Intel Core i5-3570S @ 3.10GHz				4,645	2070	77.42	\$59.99*
Intel Core i5-3570T @ 2.30GHz				3,962	2237	NA	NA
Intel Core i5-3610ME @ 2.70GHz				2,666	2743	NA	NA
Intel Core i5-4200H @ 2.80GHz				3,012	2589	NA	NA
Intel Core i5-4200M @ 2.50GHz				2,812	2680	31.61	\$88.95*
Intel Core i5-4200U @ 1.60GHz				2,183	3031	NA	NA
Intel Core i5-4200Y @ 1.40GHz				1,558	3443	NA	NA
Intel Core i5-4202Y @ 1.60GHz				1,528	3469	NA	NA
Intel Core i5-4210H @ 2.90GHz				3,079	2564	NA	NA
Intel Core i5-4210M @ 2.60GHz				2,899	2643	32.93	\$88.04*
Intel Core i5-4210U @ 1.70GHz				2,316	2943	NA	NA
Intel Core i5-4210Y @ 1.50GHz				1,535	3461	NA	NA
Intel Core i5-4220Y @ 1.60GHz				1,591	3413	NA	NA
Intel Core i5-4230U @ 1.90GHz				1,853	3232	NA	NA
Intel Core i5-4250U @ 1.30GHz				2,142	3055	6.14	\$349.00*
Intel Core i5-4258U @ 2.40GHz				2,628	2766	NA	NA
Intel Core i5-4260U @ 1.40GHz				2,306	2947	NA	NA
Intel Core i5-4278U @ 2.60GHz				2,823	2676	NA	NA
Intel Core i5-4288U @ 2.60GHz				2,660	2745	NA	NA
Intel Core i5-4300M @ 2.60GHz				2,974	2613	6.34	\$469.00*
Intel Core i5-4300U @ 1.90GHz				2,498	2835	NA	NA
Intel Core i5-4300Y @ 1.60GHz				1,492	3494	NA	NA
Intel Core i5-4302Y @ 1.60GHz				1,580	3419	NA	NA
Intel Core i5-4308U @ 2.80GHz				2,975	2610	NA	NA
Intel Core i5-4310M @ 2.70GHz				3,070	2566	NA	NA
Intel Core i5-4310U @ 2.00GHz				2,524	2826	NA	NA

CPU Name				CPU Mark (higher is better)	Rank (lower is better)	CPU Value (higher is better)	Price (USD)
Hard Drives	Hard Drive Benchmarks	Memory Benchmarks	PC Benchmarks	Software Marketshare	Database Benchmarks	Android Benchmarks	iOS Benchmarks
Intel Core i5-4350U @ 1.40GHz				2,425	2879	NA	NA
Intel Core i5-4400E @ 2.70GHz				3,251	2487	12.22	\$266.00*
Intel Core i5-4402E @ 1.60GHz				2,681	2734	NA	NA
Intel Core i5-4422E @ 1.80GHz				1,907	3198	7.17	\$266.00*
Intel Core i5-4430 @ 3.00GHz				4,665	2067	NA	NA
Intel Core i5-4430S @ 2.70GHz				4,369	2137	23.05	\$189.53*
Intel Core i5-4440 @ 3.10GHz				4,790	2049	53.94	\$88.80*
Intel Core i5-4440S @ 2.80GHz				4,332	2144	34.98	\$123.85*
Intel Core i5-4460 @ 3.20GHz				4,904	2028	76.58	\$64.04
Intel Core i5-4460S @ 2.90GHz				4,622	2078	28.89	\$159.95*
Intel Core i5-4460T @ 1.90GHz				3,630	2343	NA	NA
Intel Core i5-4470 @ 3.30GHz				4,491	2103	NA	NA
Intel Core i5-4470S @ 3.00GHz				4,742	2053	NA	NA
Intel Core i5-4570 @ 3.20GHz				5,234	1968	107.64	\$48.63
Intel Core i5-4570R @ 2.70GHz				4,571	2085	NA	NA
Intel Core i5-4570S @ 2.90GHz				5,023	2011	25.25	\$198.95
Intel Core i5-4570T @ 2.90GHz				3,232	2497	21.55	\$149.95
Intel Core i5-4570TE @ 2.70GHz				3,097	2554	9.05	\$341.99*
Intel Core i5-4590 @ 3.30GHz				5,373	1937	118.30	\$45.42
Intel Core i5-4590S @ 3.00GHz				5,138	1986	NA	NA
Intel Core i5-4590T @ 2.00GHz				4,059	2217	30.06	\$135.03
Intel Core i5-4670 @ 3.40GHz				5,509	1909	NA	NA
Intel Core i5-4670K @ 3.40GHz				5,578	1888	111.57	\$50.00
Intel Core i5-4670K CPT @ 3.40GHz				5,034	2009	NA	NA
Intel Core i5-4670R @ 3.00GHz				5,233	1970	18.96	\$276.00*
Intel Core i5-4670S @ 3.10GHz				5,218	1974	24.50	\$213.00*
Intel Core i5-4670T @ 2.30GHz				4,456	2111	17.20	\$259.02*
Intel Core i5-4690 @ 3.50GHz				5,567	1893	NA	NA
Intel Core i5-4690K @ 3.50GHz				5,699	1857	105.54	\$54.00
Intel Core i5-4690S @ 3.20GHz				5,508	1910	91.81	\$59.99*
Intel Core i5-4690T @ 2.50GHz				4,546	2090	NA	NA
Intel Core i5-5200U @ 2.20GHz				2,505	2833	8.91	\$281.00*

CPU Name				CPU Mark (higher is better)	Rank (lower is better)	CPU Value (higher is better)	Price (USD)
Hard Drives	Hard Drive Benchmarks	Memory Benchmarks	PC Benchmarks	Software Marketshare	Database Benchmarks	Android Benchmarks	iOS Benchmarks
Intel Core i5-5287U @ 2.90GHz				3,106	2550	NA	NA
Intel Core i5-5300U @ 2.30GHz				2,723	2713	9.39	\$289.99*
Intel Core i5-5350U @ 1.80GHz				2,581	2787	NA	NA
Intel Core i5-5575R @ 2.80GHz				5,095	1998	NA	NA
Intel Core i5-5675C @ 3.10GHz				5,697	1859	63.30	\$90.00
Intel Core i5-5675R @ 3.10GHz				5,569	1892	NA	NA
Intel Core i5-6198DU @ 2.30GHz				3,121	2542	NA	NA
Intel Core i5-6200U @ 2.30GHz				2,995	2596	NA	NA
Intel Core i5-6260U @ 1.80GHz				3,191	2514	6.39	\$499.00*
Intel Core i5-6267U @ 2.90GHz				3,361	2438	NA	NA
Intel Core i5-6287U @ 3.10GHz				3,801	2283	12.50	\$304.00*
Intel Core i5-6300HQ @ 2.30GHz				4,688	2063	NA	NA
Intel Core i5-6300U @ 2.40GHz				3,221	2506	NA	NA
Intel Core i5-6350HQ @ 2.30GHz				4,255	2165	13.90	\$306.00*
Intel Core i5-6360U @ 2.00GHz				3,081	2560	NA	NA
Intel Core i5-6400 @ 2.70GHz				5,169	1985	NA	NA
Intel Core i5-6400T @ 2.20GHz				4,265	2162	26.66	\$159.99*
Intel Core i5-6402P @ 2.80GHz				5,359	1940	72.40	\$74.02*
Intel Core i5-6440EQ @ 2.70GHz				5,389	1934	NA	NA
Intel Core i5-6440HQ @ 2.60GHz				5,049	2008	NA	NA
Intel Core i5-6442EQ @ 1.90GHz				4,483	2107	17.93	\$250.00*
Intel Core i5-6500 @ 3.20GHz				5,621	1877	NA	NA
Intel Core i5-6500T @ 2.50GHz				4,761	2050	21.49	\$221.52*
Intel Core i5-6500TE @ 2.30GHz				4,806	2045	9.81	\$489.95
Intel Core i5-6600 @ 3.30GHz				6,057	1793	NA	NA
Intel Core i5-6600K @ 3.50GHz				6,305	1743	NA	NA
Intel Core i5-6600T @ 2.70GHz				5,580	1886	31.01	\$179.95*
Intel Core i5-7200U @ 2.50GHz				3,375	2429	6.76	\$499.00*
Intel Core i5-7260U @ 2.20GHz				3,971	2233	8.45	\$469.99*
Intel Core i5-7267U @ 3.10GHz				3,605	2350	NA	NA
Intel Core i5-7287U @ 3.30GHz				3,743	2309	NA	NA
Intel Core i5-7300HQ @ 2.50GHz				5,080	2002	NA	NA

CPU Name				CPU Mark (higher is better)	Rank (lower is better)	CPU Value (higher is better)	Price (USD)
Hard Drive Benchmarks	Memory Benchmarks	PC Benchmarks	Software Marketshare	Database Benchmarks	Android Benchmarks	iOS Benchmarks	
Intel Core i5-7400 @ 3.00GHz				5,476	1921	NA	NA
Intel Core i5-7400T @ 2.40GHz				4,701	2060	72.81	\$64.56
Intel Core i5-7440EQ @ 2.90GHz				5,711	1852	22.84	\$250.00*
Intel Core i5-7440HQ @ 2.80GHz				5,482	1917	NA	NA
Intel Core i5-7442EQ @ 2.10GHz				4,834	2040	19.34	\$250.00*
Intel Core i5-7500 @ 3.40GHz				6,028	1797	NA	NA
Intel Core i5-7500T @ 2.70GHz				5,204	1977	130.09	\$40.00
Intel Core i5-7600 @ 3.50GHz				6,547	1692	NA	NA
Intel Core i5-7600K @ 3.80GHz				6,819	1646	NA	NA
Intel Core i5-7600T @ 2.80GHz				5,850	1829	39.55	\$147.91*
Intel Core i5-7640X @ 4.00GHz				6,995	1617	NA	NA
Intel Core i5-8200Y @ 1.30GHz				2,257	2984	7.75	\$291.00*
Intel Core i5-8210Y @ 1.60GHz				2,748	2701	NA	NA
Intel Core i5-8250U @ 1.60GHz				5,835	1832	NA	NA
Intel Core i5-8257U @ 1.40GHz				7,463	1537	23.32	\$320.00*
Intel Core i5-8259U @ 2.30GHz				7,843	1490	15.08	\$519.99*
Intel Core i5-8260U @ 1.60GHz				7,398	1547	16.82	\$439.99*
Intel Core i5-8265U @ 1.60GHz				5,882	1821	11.77	\$499.88*
Intel Core i5-8265UC @ 1.60GHz				5,187	1981	NA	NA
Intel Core i5-8269U @ 2.60GHz				7,111	1594	22.22	\$320.00*
Intel Core i5-8279U @ 2.40GHz				7,482	1532	23.38	\$320.00*
Intel Core i5-8300H @ 2.30GHz				7,408	1545	29.63	\$250.00*
Intel Core i5-8305G @ 2.80GHz				6,951	1625	NA	NA
Intel Core i5-8350U @ 1.70GHz				6,142	1772	20.68	\$297.00*
Intel Core i5-8365U @ 1.60GHz				6,005	1806	11.14	\$539.07*
Intel Core i5-8365UE @ 1.60GHz				5,694	1860	19.17	\$297.00*
Intel Core i5-8400 @ 2.80GHz				9,222	1349	NA	NA
Intel Core i5-8400H @ 2.50GHz				7,613	1513	30.45	\$250.00*
Intel Core i5-8400T @ 1.70GHz				7,439	1542	65.61	\$113.37
Intel Core i5-8500 @ 3.00GHz				9,547	1318	NA	NA
Intel Core i5-8500B @ 3.00GHz				8,891	1376	46.31	\$192.00*
Intel Core i5-8500T @ 2.10GHz				7,735	1501	61.88	\$125.00

CPU Name				CPU Mark (higher is better)	Rank (lower is better)	CPU Value (higher is better)	Price (USD)
Hard Drives	Hard Drive Benchmarks	Memory Benchmarks	PC Benchmarks	Software Marketshare	Database Benchmarks	Android Benchmarks	iOS Benchmarks
Intel Core i5-8600T @ 2.30GHz				9,292	1341	46.46	\$199.99*
Intel Core i5-9300H @ 2.40GHz				7,525	1528	30.10	\$250.00*
Intel Core i5-9300HF @ 2.40GHz				7,352	1557	29.41	\$250.00*
Intel Core i5-9400 @ 2.90GHz				9,397	1329	NA	NA
Intel Core i5-9400F @ 2.90GHz				9,460	1325	NA	NA
Intel Core i5-9400H @ 2.50GHz				8,020	1469	32.08	\$250.00*
Intel Core i5-9400T @ 1.80GHz				8,300	1425	45.60	\$182.00*
Intel Core i5-9500 @ 3.00GHz				9,864	1292	NA	NA
Intel Core i5-9500F @ 3.00GHz				9,939	1286	NA	NA
Intel Core i5-9500T @ 2.20GHz				8,174	1446	42.57	\$192.00*
Intel Core i5-9500TE @ 2.20GHz				9,796	1301	51.02	\$192.00*
Intel Core i5-9600 @ 3.10GHz				10,370	1253	88.63	\$117.00
Intel Core i5-9600K @ 3.70GHz				10,650	1239	NA	NA
Intel Core i5-9600KF @ 3.70GHz				10,671	1237	NA	NA
Intel Core i5-9600T @ 2.30GHz				9,653	1309	45.32	\$213.00*
Intel Core i5-10200H @ 2.40GHz				8,004	1472	32.02	\$250.00*
Intel Core i5-10210U @ 1.60GHz				6,167	1767	8.78	\$702.62*
Intel Core i5-10210Y @ 1.00GHz				4,382	2133	NA	NA
Intel Core i5-10300H @ 2.50GHz				8,294	1427	33.18	\$250.00*
Intel Core i5-10310U @ 1.70GHz				6,164	1768	20.75	\$297.00*
Intel Core i5-10400 @ 2.90GHz				12,070	1155	NA	NA
Intel Core i5-10400F @ 2.90GHz				12,146	1149	NA	NA
Intel Core i5-10400H @ 2.60GHz				8,428	1415	33.71	\$250.00*
Intel Core i5-10400T @ 2.00GHz				9,731	1303	53.46	\$182.00*
Intel Core i5-10500 @ 3.10GHz				13,266	1076	NA	NA
Intel Core i5-10500E @ 3.10GHz				11,212	1199	57.50	\$195.00*
Intel Core i5-10500H @ 2.50GHz				11,142	1205	44.57	\$250.00*
Intel Core i5-10500T @ 2.30GHz				10,167	1269	101.68	\$99.99*
Intel Core i5-10500TE @ 2.30GHz				9,195	1351	47.16	\$195.00*
Intel Core i5-10505 @ 3.20GHz				12,074	1154	NA	NA
Intel Core i5-10600 @ 3.30GHz				13,640	1050	NA	NA
Intel Core i5-10600K @ 4.10GHz				14,282	1014	NA	NA

CPU Name				CPU Mark (higher is better)	Rank (lower is better)	CPU Value (higher is better)	Price (USD)
Hard Drive Benchmarks	Memory Benchmarks	PC Benchmarks	Software Marketshare	Database Benchmarks	Android Benchmarks	iOS Benchmarks	
Intel Core i5-11260H @ 2.60GHz				15,741	929	62.96	\$250.00*
Intel Core i5-11300H @ 3.10GHz				10,863	1227	35.15	\$309.00*
Intel Core i5-11320H @ 3.20GHz				10,922	1221	35.35	\$309.00*
Intel Core i5-11400 @ 2.60GHz				16,939	883	NA	NA
Intel Core i5-11400F @ 2.60GHz				16,971	879	NA	NA
Intel Core i5-11400H @ 2.70GHz				15,484	944	61.94	\$250.00*
Intel Core i5-11400T @ 1.30GHz				13,394	1071	73.59	\$182.00*
Intel Core i5-11500 @ 2.70GHz				17,209	866	NA	NA
Intel Core i5-11500B @ 3.30GHz				17,358	862	NA	NA
Intel Core i5-11500H @ 2.90GHz				15,988	925	63.95	\$250.00*
Intel Core i5-11500T @ 1.50GHz				12,458	1131	64.88	\$192.00*
Intel Core i5-11600 @ 2.80GHz				18,018	828	128.70	\$140.00
Intel Core i5-11600K @ 3.90GHz				19,546	745	NA	NA
Intel Core i5-11600KF @ 3.90GHz				19,552	744	NA	NA
Intel Core i5-11600T @ 1.70GHz				14,396	1006	67.59	\$213.00*
Intel Core i5-12400				19,231	763	100.16	\$192.00*
Intel Core i5-12400F				19,469	750	NA	NA
Intel Core i5-12400T				15,884	927	105.90	\$149.99*
Intel Core i5-12450H				16,601	892	53.38	\$311.00*
Intel Core i5-12450HX				18,335	808	NA	NA
Intel Core i5-12490F				20,152	725	NA	NA
Intel Core i5-12500				19,876	732	98.39	\$202.00*
Intel Core i5-12500E				20,699	688	92.00	\$225.00*
Intel Core i5-12500H				20,757	684	66.74	\$311.00*
Intel Core i5-12500T				16,444	900	81.40	\$202.00*
Intel Core i5-12500TE				14,379	1007	70.14	\$205.00*
Intel Core i5-12600				21,533	651	NA	NA
Intel Core i5-12600H				21,441	655	68.94	\$311.00*
Intel Core i5-12600HE				22,827	589	72.47	\$315.00*
Intel Core i5-12600HL				22,925	585	73.71	\$311.00*
Intel Core i5-12600HX				23,923	544	84.24	\$284.00*
Intel Core i5-12600K				27,642	431	186.77	\$148.00

CPU Name				CPU Mark (higher is better)	Rank (lower is better)	CPU Value (higher is better)	Price (USD)
CPU Benchmarks	Hard Drive Benchmarks	Memory Benchmarks	PC Benchmarks	Software Marketshare	Database Benchmarks	Android Benchmarks	iOS Benchmarks
Intel Core i5-13400				23,522	561	174.31	\$134.94
Intel Core i5-13400E				27,000	450	NA	NA
Intel Core i5-13400F				25,097	502	185.99	\$134.94
Intel Core i5-13400T				20,306	711	91.88	\$221.00*
Intel Core i5-13420H				17,767	836	51.95	\$342.00*
Intel Core i5-13450HX				25,300	496	77.61	\$326.00*
Intel Core i5-13490F				26,820	455	137.54	\$194.99
Intel Core i5-13500				31,587	338	129.74	\$243.47
Intel Core i5-13500E				28,036	420	119.30	\$235.00*
Intel Core i5-13500H				22,152	620	NA	NA
Intel Core i5-13500HX				29,618	380	90.85	\$326.00*
Intel Core i5-13500T				22,985	583	99.07	\$232.00*
Intel Core i5-13500TE				21,661	641	92.17	\$235.00*
Intel Core i5-13600				31,692	336	124.28	\$255.00*
Intel Core i5-13600H				23,183	576	74.54	\$311.00*
Intel Core i5-13600HE				26,540	465	83.72	\$317.00*
Intel Core i5-13600HX				28,360	408	99.86	\$284.00*
Intel Core i5-13600K				37,744	259	NA	NA
Intel Core i5-13600KF				37,589	262	179.04	\$209.95
Intel Core i5-13600T				26,867	453	105.36	\$255.00*
Intel Core i5-14400				25,303	495	148.86	\$169.98
Intel Core i5-14400F				25,708	485	184.95	\$139.00
Intel Core i5-14400T				22,228	614	100.58	\$221.00*
Intel Core i5-14450HX				24,917	509	73.94	\$337.00*
Intel Core i5-14490F				28,662	399	NA	NA
Intel Core i5-14500				31,297	345	133.76	\$233.98
Intel Core i5-14500HX				28,438	405	84.39	\$337.00*
Intel Core i5-14500T				23,382	567	100.79	\$232.00*
Intel Core i5-14600				33,369	308	130.86	\$255.00*
Intel Core i5-14600K				38,621	254	172.81	\$223.49
Intel Core i5-14600KF				38,893	249	209.10	\$186.00
Intel Core i5-14600T				27,055	449	106.10	\$255.00*

CPU Name					CPU Mark (higher is better)	Rank (lower is better)	CPU Value (higher is better)	Price (USD)
CPU Benchmarks	Video Card Benchmarks	Hard Drive Benchmarks	Memory Benchmarks	PC Benchmarks	Software Marketshare	Database Benchmarks	Android Benchmarks	iOS Benchmarks
<u>Intel Core i7-7Y75 @ 1.30GHz</u>					2,575	2795	NA	NA
<u>Intel Core i7-610E @ 2.53GHz</u>					2,071	3092	NA	NA
<u>Intel Core i7-620LM @ 2.00GHz</u>					1,406	3553	NA	NA
<u>Intel Core i7-620M @ 2.67GHz</u>					1,972	3154	11.27	\$174.95*
<u>Intel Core i7-620UM @ 1.07GHz</u>					1,091	3831	NA	NA
<u>Intel Core i7-640LM @ 2.13GHz</u>					1,522	3478	NA	NA
<u>Intel Core i7-640M @ 2.80GHz</u>					2,086	3083	14.70	\$141.85*
<u>Intel Core i7-640UM @ 1.20GHz</u>					1,183	3738	NA	NA
<u>Intel Core i7-660UM @ 1.33GHz</u>					1,284	3640	NA	NA
<u>Intel Core i7-680UM @ 1.47GHz</u>					1,196	3728	NA	NA
<u>Intel Core i7-720QM @ 1.60GHz</u>					1,661	3366	5.54	\$299.95*
<u>Intel Core i7-740QM @ 1.73GHz</u>					1,840	3247	9.68	\$189.95*
<u>Intel Core i7-820QM @ 1.73GHz</u>					1,790	3283	13.88	\$129.00*
<u>Intel Core i7-840QM @ 1.87GHz</u>					1,952	3166	22.97	\$85.00*
<u>Intel Core i7-860 @ 2.80GHz</u>					3,016	2584	75.41	\$40.00*
<u>Intel Core i7-860S @ 2.53GHz</u>					2,324	2937	23.24	\$100.00*
<u>Intel Core i7-870 @ 2.93GHz</u>					3,156	2526	16.62	\$189.95
<u>Intel Core i7-870S @ 2.67GHz</u>					2,765	2696	NA	NA
<u>Intel Core i7-875K @ 2.93GHz</u>					3,124	2540	NA	NA
<u>Intel Core i7-880 @ 3.07GHz</u>					3,368	2433	48.12	\$69.99*
<u>Intel Core i7-920 @ 2.67GHz</u>					2,843	2665	37.91	\$75.00
<u>Intel Core i7-920XM @ 2.00GHz</u>					1,964	3159	4.92	\$398.95*
<u>Intel Core i7-930 @ 2.80GHz</u>					2,980	2605	20.55	\$145.00*
<u>Intel Core i7-940 @ 2.93GHz</u>					2,947	2620	8.47	\$348.00*
<u>Intel Core i7-940XM @ 2.13GHz</u>					2,315	2944	NA	NA
<u>Intel Core i7-950 @ 3.07GHz</u>					3,235	2495	38.44	\$84.15
<u>Intel Core i7-960 @ 3.20GHz</u>					3,366	2436	17.71	\$190.00*
<u>Intel Core i7-965 @ 3.20GHz</u>					3,424	2405	22.83	\$149.95*
<u>Intel Core i7-970 @ 3.20GHz</u>					6,549	1689	12.51	\$523.26
<u>Intel Core i7-975 @ 3.33GHz</u>					3,501	2378	7.64	\$458.10*
<u>Intel Core i7-980 @ 3.33GHz</u>					6,867	1637	19.62	\$349.95*
<u>Intel Core i7-980X @ 3.33GHz</u>					6,834	1643	136.71	\$49.99*

CPU Name				CPU Mark (higher is better)	Rank (lower is better)	CPU Value (higher is better)	Price (USD)
Hard Drive Benchmarks	Memory Benchmarks	PC Benchmarks	Software Marketshare	Database Benchmarks	Android Benchmarks	iOS Benchmarks	
Intel Core i7-995X @ 3.60GHz				7,862	1486	NA	NA
Intel Core i7-1060NG7 @ 1.20GHz				6,571	1684	NA	NA
Intel Core i7-1065G7 @ 1.30GHz				8,217	1439	19.29	\$426.00*
Intel Core i7-1068NG7 @ 2.30GHz				9,262	1344	21.74	\$426.00*
Intel Core i7-1160G7 @ 1.20GHz				9,187	1352	21.56	\$426.00*
Intel Core i7-1165G7 @ 2.80GHz				10,072	1273	23.64	\$426.00*
Intel Core i7-1180G7 @ 1.30GHz				8,085	1457	18.98	\$426.00*
Intel Core i7-1185G7 @ 3.00GHz				10,238	1263	24.03	\$426.00*
Intel Core i7-1185G7E @ 2.80GHz				10,114	1271	23.47	\$431.00*
Intel Core i7-1185GRE @ 2.80GHz				8,046	1465	NA	NA
Intel Core i7-1195G7 @ 2.90GHz				10,636	1240	24.97	\$426.00*
Intel Core i7-1250U				11,422	1189	26.81	\$426.00*
Intel Core i7-1255U				13,410	1066	31.48	\$426.00*
Intel Core i7-1260P				16,880	885	NA	NA
Intel Core i7-1260U				13,957	1034	NA	NA
Intel Core i7-1265U				13,564	1054	31.84	\$426.00*
Intel Core i7-1265UE				9,640	1312	20.42	\$472.00*
Intel Core i7-1270P				17,068	873	NA	NA
Intel Core i7-1270PE				17,960	830	40.73	\$441.00*
Intel Core i7-1280P				20,459	701	42.45	\$482.00*
Intel Core i7-1355U				14,542	992	31.01	\$469.00*
Intel Core i7-1360P				18,814	784	39.20	\$480.00*
Intel Core i7-1365U				14,544	991	34.14	\$426.00*
Intel Core i7-1365UE				9,821	1300	22.89	\$429.00*
Intel Core i7-1365URE				10,278	1261	22.20	\$463.00*
Intel Core i7-1370P				20,171	721	NA	NA
Intel Core i7-1370PE				21,920	628	49.71	\$441.00*
Intel Core i7-1370PRE				18,420	801	38.62	\$477.00*
Intel Core i7-2600 @ 3.40GHz				5,352	1944	NA	NA
Intel Core i7-2600K @ 3.40GHz				5,483	1916	NA	NA
Intel Core i7-2600S @ 2.80GHz				4,624	2077	NA	NA
Intel Core i7-2610UE @ 1.50GHz				1,527	3471	NA	NA

CPU Name	CPU Mark (higher is better)	Rank (lower is better)	CPU Value (higher is better)	Price (USD)
----------	--------------------------------	---------------------------	---------------------------------	----------------

CPU Benchmarks

Video Card Benchmarks

Hard Drive Benchmarks

Memory Benchmarks

PC Benchmarks

Software Marketshare

Database Benchmarks

Android Benchmarks

iOS Benchmarks

<u>Intel Core i7-2630QM @ 2.00GHz</u>	3,575	2355	18.82	\$189.95*
<u>Intel Core i7-2630UM @ 1.60GHz</u>	400	4610	NA	NA
<u>Intel Core i7-2635QM @ 2.00GHz</u>	3,521	2371	NA	NA
<u>Intel Core i7-2637M @ 1.70GHz</u>	1,882	3216	NA	NA
<u>Intel Core i7-2640M @ 2.80GHz</u>	2,464	2850	29.65	\$83.11
<u>Intel Core i7-2655LE @ 2.20GHz</u>	1,999	3140	NA	NA
<u>Intel Core i7-2670QM @ 2.20GHz</u>	3,741	2310	47.95	\$78.02
<u>Intel Core i7-2675QM @ 2.20GHz</u>	3,913	2249	NA	NA
<u>Intel Core i7-2677M @ 1.80GHz</u>	1,912	3191	NA	NA
<u>Intel Core i7-2700K @ 3.50GHz</u>	5,740	1845	NA	NA
<u>Intel Core i7-2710QE @ 2.10GHz</u>	4,044	2221	NA	NA
<u>Intel Core i7-2715QE @ 2.10GHz</u>	3,221	2505	NA	NA
<u>Intel Core i7-2720QM @ 2.20GHz</u>	4,039	2222	47.51	\$85.00*
<u>Intel Core i7-2760QM @ 2.40GHz</u>	4,407	2122	36.12	\$122.02*
<u>Intel Core i7-2820QM @ 2.30GHz</u>	4,392	2129	11.87	\$369.95*
<u>Intel Core i7-2840QM @ 2.40GHz</u>	3,842	2276	NA	NA
<u>Intel Core i7-2860QM @ 2.50GHz</u>	4,559	2088	45.59	\$100.00*
<u>Intel Core i7-2920XM @ 2.50GHz</u>	4,286	2153	35.72	\$120.00*
<u>Intel Core i7-2960XM @ 2.70GHz</u>	4,759	2051	17.09	\$278.52*
<u>Intel Core i7-3517U @ 1.90GHz</u>	2,108	3069	NA	NA
<u>Intel Core i7-3517UE @ 1.70GHz</u>	2,384	2903	NA	NA
<u>Intel Core i7-3520M @ 2.90GHz</u>	2,845	2664	23.32	\$122.02*
<u>Intel Core i7-3537U @ 2.00GHz</u>	2,354	2922	NA	NA
<u>Intel Core i7-3540M @ 3.00GHz</u>	2,987	2601	27.65	\$108.02*
<u>Intel Core i7-3555LE @ 2.50GHz</u>	2,238	2997	NA	NA
<u>Intel Core i7-3610QE @ 2.30GHz</u>	5,234	1969	NA	NA
<u>Intel Core i7-3610QM @ 2.30GHz</u>	5,132	1987	17.11	\$299.95*
<u>Intel Core i7-3612QE @ 2.10GHz</u>	4,929	2026	NA	NA
<u>Intel Core i7-3612QM @ 2.10GHz</u>	4,637	2072	NA	NA
<u>Intel Core i7-3615QE @ 2.30GHz</u>	5,601	1884	NA	NA
<u>Intel Core i7-3615QM @ 2.30GHz</u>	5,187	1982	NA	NA
<u>Intel Core i7-3630QM @ 2.40GHz</u>	5,126	1989	22.38	\$229.00*

CPU Name				CPU Mark (higher is better)	Rank (lower is better)	CPU Value (higher is better)	Price (USD)
Hard Drive Benchmarks	Memory Benchmarks	PC Benchmarks	Software Marketshare	Database Benchmarks	Android Benchmarks	iOS Benchmarks	
Intel Core i7-3667U @ 2.00GHz				2,433	2873	NA	NA
Intel Core i7-3687U @ 2.10GHz				2,644	2753	NA	NA
Intel Core i7-3689Y @ 1.50GHz				1,967	3156	NA	NA
Intel Core i7-3720QM @ 2.60GHz				5,610	1880	56.13	\$99.95*
Intel Core i7-3740QM @ 2.70GHz				5,711	1851	26.02	\$219.52*
Intel Core i7-3770 @ 3.40GHz				6,417	1716	NA	NA
Intel Core i7-3770K @ 3.50GHz				6,473	1706	NA	NA
Intel Core i7-3770S @ 3.10GHz				6,188	1765	63.54	\$97.38
Intel Core i7-3770T @ 2.50GHz				5,444	1926	34.77	\$156.59*
Intel Core i7-3820 @ 3.60GHz				5,778	1839	16.51	\$349.88
Intel Core i7-3820QM @ 2.70GHz				5,608	1882	10.22	\$549.00*
Intel Core i7-3840QM @ 2.80GHz				5,902	1818	10.75	\$548.87*
Intel Core i7-3920XM @ 2.90GHz				5,708	1853	5.21	\$1,096.00*
Intel Core i7-3930K @ 3.20GHz				8,203	1441	29.30	\$280.00
Intel Core i7-3940XM @ 3.00GHz				5,894	1819	17.13	\$344.04*
Intel Core i7-3960X @ 3.30GHz				8,423	1416	30.65	\$274.85*
Intel Core i7-3970X @ 3.50GHz				8,516	1408	48.15	\$176.86
Intel Core i7-4500U @ 1.80GHz				2,491	2841	NA	NA
Intel Core i7-4510U @ 2.00GHz				2,620	2769	NA	NA
Intel Core i7-4550U @ 1.50GHz				2,272	2968	NA	NA
Intel Core i7-4558U @ 2.80GHz				2,965	2616	NA	NA
Intel Core i7-4560U @ 1.60GHz				2,473	2846	NA	NA
Intel Core i7-4578U @ 3.00GHz				3,079	2563	NA	NA
Intel Core i7-4600M @ 2.90GHz				3,229	2501	NA	NA
Intel Core i7-4600U @ 2.10GHz				2,731	2708	NA	NA
Intel Core i7-4610M @ 3.00GHz				3,207	2511	NA	NA
Intel Core i7-4610Y @ 1.70GHz				2,446	2866	NA	NA
Intel Core i7-4650U @ 1.70GHz				2,460	2852	NA	NA
Intel Core i7-4700EQ @ 2.40GHz				5,417	1931	NA	NA
Intel Core i7-4700HQ @ 2.40GHz				5,606	1883	14.64	\$383.00*
Intel Core i7-4700MQ @ 2.40GHz				5,357	1942	28.49	\$188.02*
Intel Core i7-4702HQ @ 2.20GHz				5,356	1943	NA	NA

CPU Name					CPU Mark (higher is better)	Rank (lower is better)	CPU Value (higher is better)	Price (USD)
CPU Benchmarks	Video Card Benchmarks	Hard Drive Benchmarks	Memory Benchmarks	PC Benchmarks	Software Marketshare	Database Benchmarks	Android Benchmarks	iOS Benchmarks
<u>Intel Core i7-4710MQ @ 2.50GHz</u>					5,786	1838	21.30	\$271.57*
<u>Intel Core i7-4712HQ @ 2.30GHz</u>					5,389	1935	134.75	\$39.99*
<u>Intel Core i7-4712MQ @ 2.30GHz</u>					5,341	1947	NA	NA
<u>Intel Core i7-4720HQ @ 2.60GHz</u>					5,740	1844	NA	NA
<u>Intel Core i7-4722HQ @ 2.40GHz</u>					5,768	1841	NA	NA
<u>Intel Core i7-4750HQ @ 2.00GHz</u>					5,719	1849	NA	NA
<u>Intel Core i7-4760HQ @ 2.10GHz</u>					6,300	1744	NA	NA
<u>Intel Core i7-4765T @ 2.00GHz</u>					5,118	1992	10.26	\$498.95*
<u>Intel Core i7-4770 @ 3.40GHz</u>					7,060	1602	NA	NA
<u>Intel Core i7-4770HQ @ 2.20GHz</u>					6,065	1792	NA	NA
<u>Intel Core i7-4770K @ 3.50GHz</u>					7,135	1590	NA	NA
<u>Intel Core i7-4770R @ 3.20GHz</u>					6,561	1685	NA	NA
<u>Intel Core i7-4770S @ 3.10GHz</u>					6,747	1657	96.38	\$70.00
<u>Intel Core i7-4770T @ 2.50GHz</u>					5,868	1824	78.25	\$74.99*
<u>Intel Core i7-4770TE @ 2.30GHz</u>					4,983	2019	NA	NA
<u>Intel Core i7-4771 @ 3.50GHz</u>					7,120	1592	47.02	\$151.43*
<u>Intel Core i7-4785T @ 2.20GHz</u>					5,509	1908	NA	NA
<u>Intel Core i7-4790 @ 3.60GHz</u>					7,267	1573	NA	NA
<u>Intel Core i7-4790K @ 4.00GHz</u>					8,067	1458	NA	NA
<u>Intel Core i7-4790S @ 3.20GHz</u>					7,009	1614	NA	NA
<u>Intel Core i7-4790T @ 2.70GHz</u>					6,356	1732	25.44	\$249.88*
<u>Intel Core i7-4800MQ @ 2.70GHz</u>					5,765	1842	24.02	\$239.99*
<u>Intel Core i7-4810MQ @ 2.80GHz</u>					6,070	1789	40.48	\$149.95*
<u>Intel Core i7-4820K @ 3.70GHz</u>					6,482	1704	32.43	\$199.88*
<u>Intel Core i7-4850HQ @ 2.30GHz</u>					6,120	1777	14.10	\$434.00*
<u>Intel Core i7-4860EQ @ 1.80GHz</u>					5,500	1914	NA	NA
<u>Intel Core i7-4860HQ @ 2.40GHz</u>					6,242	1754	NA	NA
<u>Intel Core i7-4870HQ @ 2.50GHz</u>					6,299	1745	NA	NA
<u>Intel Core i7-4900MQ @ 2.80GHz</u>					6,129	1776	30.64	\$200.00*
<u>Intel Core i7-4910MQ @ 2.90GHz</u>					6,246	1752	13.58	\$459.95*
<u>Intel Core i7-4930K @ 3.40GHz</u>					9,381	1331	95.72	\$98.00
<u>Intel Core i7-4930MX @ 3.00GHz</u>					6,401	1721	5.84	\$1,096.00*

CPU Name				CPU Mark (higher is better)	Rank (lower is better)	CPU Value (higher is better)	Price (USD)
Hard Drives	Hard Drive Benchmarks	Memory Benchmarks	PC Benchmarks	Software Marketshare	Database Benchmarks	Android Benchmarks	iOS Benchmarks
Intel Core i7-4960X @ 3.60GHz				10,015	1278	NA	NA
Intel Core i7-4980HQ @ 2.80GHz				6,515	1701	NA	NA
Intel Core i7-5500U @ 2.40GHz				2,794	2682	NA	NA
Intel Core i7-5550U @ 2.00GHz				2,864	2657	NA	NA
Intel Core i7-5557U @ 3.10GHz				3,146	2532	5.19	\$605.99*
Intel Core i7-5600U @ 2.60GHz				3,020	2582	NA	NA
Intel Core i7-5650U @ 2.20GHz				2,996	2594	NA	NA
Intel Core i7-5675C @ 3.10GHz				6,089	1783	NA	NA
Intel Core i7-5700EQ @ 2.60GHz				5,803	1836	NA	NA
Intel Core i7-5700HQ @ 2.70GHz				6,026	1799	NA	NA
Intel Core i7-5775C @ 3.30GHz				7,739	1500	44.26	\$174.85*
Intel Core i7-5775R @ 3.30GHz				7,543	1524	NA	NA
Intel Core i7-5820K @ 3.30GHz				9,832	1298	NA	NA
Intel Core i7-5850EQ @ 2.70GHz				7,036	1608	16.17	\$435.00*
Intel Core i7-5850HQ @ 2.70GHz				6,866	1638	15.82	\$434.00*
Intel Core i7-5930K @ 3.50GHz				10,351	1256	46.55	\$222.37*
Intel Core i7-5950HQ @ 2.90GHz				7,775	1495	NA	NA
Intel Core i7-5960X @ 3.00GHz				13,560	1055	NA	NA
Intel Core i7-6498DU @ 2.50GHz				3,351	2441	NA	NA
Intel Core i7-6500U @ 2.50GHz				3,279	2477	8.34	\$393.00*
Intel Core i7-6560U @ 2.20GHz				3,361	2437	NA	NA
Intel Core i7-6567U @ 3.30GHz				3,679	2328	NA	NA
Intel Core i7-6600U @ 2.60GHz				3,421	2407	NA	NA
Intel Core i7-6650U @ 2.20GHz				3,546	2361	NA	NA
Intel Core i7-6660U @ 2.40GHz				3,628	2344	8.74	\$415.00*
Intel Core i7-6700 @ 3.40GHz				8,066	1459	20.68	\$389.95
Intel Core i7-6700HQ @ 2.60GHz				6,523	1697	17.26	\$378.00*
Intel Core i7-6700K @ 4.00GHz				8,939	1374	NA	NA
Intel Core i7-6700T @ 2.80GHz				7,102	1597	74.76	\$95.00
Intel Core i7-6700TE @ 2.40GHz				6,153	1769	NA	NA
Intel Core i7-6770HQ @ 2.60GHz				7,125	1591	11.51	\$619.00*
Intel Core i7-6800K @ 3.40GHz				10,733	1233	NA	NA

CPU Name				CPU Mark (higher is better)	Rank (lower is better)	CPU Value (higher is better)	Price (USD)
Hard Drive Benchmarks	Memory Benchmarks	PC Benchmarks	Software Marketshare	Database Benchmarks	Android Benchmarks	iOS Benchmarks	
Intel Core i7-6820HQ @ 2.70GHz				6,787	1649	NA	NA
Intel Core i7-6822EQ @ 2.00GHz				5,550	1897	NA	NA
Intel Core i7-6850K @ 3.60GHz				11,435	1188	108.91	\$105.00
Intel Core i7-6900K @ 3.20GHz				14,412	1003	NA	NA
Intel Core i7-6920HQ @ 2.90GHz				7,328	1558	12.90	\$568.00*
Intel Core i7-6950X @ 3.00GHz				17,540	845	NA	NA
Intel Core i7-6970HQ @ 2.80GHz				4,632	2075	NA	NA
Intel Core i7-7500U @ 2.70GHz				3,636	2340	6.75	\$539.00*
Intel Core i7-7560U @ 2.40GHz				3,797	2285	NA	NA
Intel Core i7-7567U @ 3.50GHz				4,058	2218	5.53	\$733.99*
Intel Core i7-7600U @ 2.80GHz				3,689	2323	NA	NA
Intel Core i7-7660U @ 2.50GHz				4,071	2214	NA	NA
Intel Core i7-7700 @ 3.60GHz				8,643	1395	NA	NA
Intel Core i7-7700HQ @ 2.80GHz				6,898	1631	18.25	\$378.00*
Intel Core i7-7700K @ 4.20GHz				9,633	1313	52.07	\$185.00
Intel Core i7-7700T @ 2.90GHz				7,587	1519	50.18	\$151.19
Intel Core i7-7740X @ 4.30GHz				9,620	1315	NA	NA
Intel Core i7-7800X @ 3.50GHz				12,882	1106	NA	NA
Intel Core i7-7820EQ @ 3.00GHz				7,542	1525	19.95	\$378.00*
Intel Core i7-7820HK @ 2.90GHz				7,395	1549	19.56	\$378.00*
Intel Core i7-7820HQ @ 2.90GHz				7,166	1585	18.96	\$378.00*
Intel Core i7-7820X @ 3.60GHz				17,155	869	45.26	\$379.00
Intel Core i7-7900X @ 3.30GHz				21,008	669	NA	NA
Intel Core i7-7920HQ @ 3.10GHz				7,279	1569	12.82	\$568.00*
Intel Core i7-8086K @ 4.00GHz				14,128	1028	NA	NA
Intel Core i7-8500Y @ 1.50GHz				2,472	2847	6.29	\$393.00*
Intel Core i7-8550U @ 1.80GHz				5,855	1828	NA	NA
Intel Core i7-8557U @ 1.70GHz				7,385	1551	17.13	\$431.00*
Intel Core i7-8559U @ 2.70GHz				8,291	1428	13.44	\$617.00*
Intel Core i7-8565U @ 1.80GHz				6,016	1801	9.78	\$615.00*
Intel Core i7-8565UC @ 1.80GHz				6,187	1766	NA	NA
Intel Core i7-8569U @ 2.80GHz				8,184	1444	18.99	\$431.00*

CPU Name				CPU Mark (higher is better)	Rank (lower is better)	CPU Value (higher is better)	Price (USD)
Hard Drive Benchmarks	Memory Benchmarks	PC Benchmarks	Software Marketshare	Database Benchmarks	Android Benchmarks	iOS Benchmarks	
<u>Intel Core i7-8665UE @ 1.70GHz</u>				5,013	2013	12.26	\$409.00*
<u>Intel Core i7-8700 @ 3.20GHz</u>				12,789	1110	NA	NA
<u>Intel Core i7-8700B @ 3.20GHz</u>				11,833	1163	39.05	\$303.00*
<u>Intel Core i7-8700K @ 3.70GHz</u>				13,588	1053	NA	NA
<u>Intel Core i7-8700T @ 2.40GHz</u>				10,219	1264	34.18	\$298.95
<u>Intel Core i7-8705G @ 3.10GHz</u>				7,658	1509	4.99	\$1,535.11*
<u>Intel Core i7-8706G @ 3.10GHz</u>				7,580	1521	NA	NA
<u>Intel Core i7-8709G @ 3.10GHz</u>				7,934	1480	NA	NA
<u>Intel Core i7-8750H @ 2.20GHz</u>				9,844	1295	24.92	\$395.00*
<u>Intel Core i7-8809G @ 3.10GHz</u>				8,524	1406	NA	NA
<u>Intel Core i7-8850H @ 2.60GHz</u>				10,169	1266	25.74	\$395.00*
<u>Intel Core i7-9700 @ 3.00GHz</u>				13,251	1079	NA	NA
<u>Intel Core i7-9700E @ 2.60GHz</u>				12,623	1118	39.08	\$323.00*
<u>Intel Core i7-9700F @ 3.00GHz</u>				13,217	1081	NA	NA
<u>Intel Core i7-9700K @ 3.60GHz</u>				14,426	1002	NA	NA
<u>Intel Core i7-9700KF @ 3.60GHz</u>				14,228	1023	NA	NA
<u>Intel Core i7-9700T @ 2.00GHz</u>				10,716	1235	33.18	\$323.00*
<u>Intel Core i7-9700TE @ 1.80GHz</u>				10,203	1265	31.59	\$323.00*
<u>Intel Core i7-9750H @ 2.60GHz</u>				10,730	1234	11.18	\$960.00*
<u>Intel Core i7-9750HF @ 2.60GHz</u>				10,529	1242	26.66	\$395.00*
<u>Intel Core i7-9800X @ 3.80GHz</u>				18,022	826	NA	NA
<u>Intel Core i7-9850H @ 2.60GHz</u>				11,009	1218	8.43	\$1,305.76*
<u>Intel Core i7-9850HE @ 2.70GHz</u>				10,163	1270	25.73	\$395.00*
<u>Intel Core i7-9850HL @ 1.90GHz</u>				7,897	1483	19.99	\$395.00*
<u>Intel Core i7-10510U @ 1.80GHz</u>				6,526	1696	15.96	\$409.00*
<u>Intel Core i7-10510Y @ 1.20GHz</u>				4,063	2216	10.08	\$403.00*
<u>Intel Core i7-10610U @ 1.80GHz</u>				6,618	1678	16.18	\$409.00*
<u>Intel Core i7-10700 @ 2.90GHz</u>				16,254	911	NA	NA
<u>Intel Core i7-10700E @ 2.90GHz</u>				16,110	919	48.82	\$330.00*
<u>Intel Core i7-10700F @ 2.90GHz</u>				16,313	905	NA	NA
<u>Intel Core i7-10700K @ 3.80GHz</u>				18,671	788	NA	NA
<u>Intel Core i7-10700KF @ 3.80GHz</u>				18,470	797	NA	NA

CPU Name				CPU Mark (higher is better)	Rank (lower is better)	CPU Value (higher is better)	Price (USD)
Hard Drive Benchmarks	Memory Benchmarks	PC Benchmarks	Software Marketshare	Database Benchmarks	Android Benchmarks	iOS Benchmarks	
Intel Core i7-10710U @ 1.10GHz				9,473	1324	14.69	\$644.99*
Intel Core i7-10750H @ 2.60GHz				11,727	1174	NA	NA
Intel Core i7-10810U @ 1.10GHz				8,187	1443	18.48	\$443.00*
Intel Core i7-10850H @ 2.70GHz				11,779	1168	29.82	\$395.00*
Intel Core i7-10870H @ 2.20GHz				14,253	1019	34.18	\$417.00*
Intel Core i7-10875H @ 2.30GHz				14,745	977	32.77	\$450.00*
Intel Core i7-11370H @ 3.30GHz				11,656	1179	27.36	\$426.00*
Intel Core i7-11375H @ 3.30GHz				11,719	1175	24.31	\$482.00*
Intel Core i7-11390H @ 3.40GHz				9,897	1289	23.23	\$426.00*
Intel Core i7-11600H @ 2.90GHz				16,246	912	41.13	\$395.00*
Intel Core i7-11700 @ 2.50GHz				20,704	687	NA	NA
Intel Core i7-11700B @ 3.20GHz				22,184	617	NA	NA
Intel Core i7-11700F @ 2.50GHz				20,813	678	NA	NA
Intel Core i7-11700K @ 3.60GHz				24,462	527	NA	NA
Intel Core i7-11700KF @ 3.60GHz				23,824	547	NA	NA
Intel Core i7-11700T @ 1.40GHz				15,565	939	48.19	\$323.00*
Intel Core i7-11800H @ 2.30GHz				20,178	720	51.08	\$395.00*
Intel Core i7-11850H @ 2.50GHz				20,210	716	51.17	\$395.00*
Intel Core i7-11850HE @ 2.60GHz				19,436	754	44.17	\$440.00*
Intel Core i7-12650H				22,235	613	48.65	\$457.00*
Intel Core i7-12650HX				20,612	694	43.67	\$472.00*
Intel Core i7-12700				30,545	357	113.97	\$268.00
Intel Core i7-12700E				27,132	446	45.22	\$599.96
Intel Core i7-12700F				30,486	359	129.20	\$235.95
Intel Core i7-12700H				25,888	480	56.65	\$457.00*
Intel Core i7-12700K				34,500	290	84.35	\$409.00*
Intel Core i7-12700KF				34,180	296	220.52	\$155.00
Intel Core i7-12700T				21,364	659	63.02	\$339.00*
Intel Core i7-12700TE				19,507	748	56.71	\$344.00*
Intel Core i7-12800H				24,588	524	53.80	\$457.00*
Intel Core i7-12800HE				24,841	513	49.09	\$506.00*
Intel Core i7-12800HX				31,956	330	69.93	\$457.00*

CPU Name					CPU Mark (higher is better)	Rank (lower is better)	CPU Value (higher is better)	Price (USD)
CPU Benchmarks	Video Card Benchmarks	Hard Drive Benchmarks	Memory Benchmarks	PC Benchmarks	Software Marketshare	Database Benchmarks	Android Benchmarks	iOS Benchmarks
<u>Intel Core i7-13650HX</u>					30,870	352	63.65	\$485.00*
<u>Intel Core i7-13700</u>					36,670	269	114.60	\$319.97
<u>Intel Core i7-13700E</u>					34,728	284	89.05	\$390.00*
<u>Intel Core i7-13700F</u>					38,645	251	NA	NA
<u>Intel Core i7-13700H</u>					26,677	460	53.14	\$502.00*
<u>Intel Core i7-13700HX</u>					33,086	316	68.22	\$485.00*
<u>Intel Core i7-13700K</u>					46,115	189	146.40	\$314.99
<u>Intel Core i7-13700KF</u>					46,371	184	166.36	\$278.73
<u>Intel Core i7-13700T</u>					28,153	413	73.32	\$384.00*
<u>Intel Core i7-13700TE</u>					23,352	570	59.88	\$390.00*
<u>Intel Core i7-13705H</u>					23,933	543	47.68	\$502.00*
<u>Intel Core i7-13790F</u>					46,309	186	NA	NA
<u>Intel Core i7-13800H</u>					26,722	459	58.47	\$457.00*
<u>Intel Core i7-13800HRE</u>					13,400	1068	27.02	\$496.00*
<u>Intel Core i7-13850HX</u>					37,424	265	87.44	\$428.00*
<u>Intel Core i7-14650HX</u>					35,372	279	71.46	\$495.00*
<u>Intel Core i7-14700</u>					42,007	226	102.46	\$410.00
<u>Intel Core i7-14700F</u>					42,213	224	136.17	\$309.99
<u>Intel Core i7-14700HX</u>					37,353	266	75.46	\$495.00*
<u>Intel Core i7-14700K</u>					52,800	144	158.84	\$332.42
<u>Intel Core i7-14700KF</u>					53,285	143	180.63	\$295.00
<u>Intel Core i7-14700T</u>					30,282	365	78.86	\$384.00*
<u>Intel Core i7-14701E</u>					25,930	479	66.15	\$392.00*
<u>Intel Core i9-7900X @ 3.30GHz</u>					21,052	667	64.78	\$325.00
<u>Intel Core i9-7920X @ 2.90GHz</u>					23,582	557	162.63	\$145.00
<u>Intel Core i9-7940X @ 3.10GHz</u>					25,679	487	NA	NA
<u>Intel Core i9-7960X @ 2.80GHz</u>					28,147	416	NA	NA
<u>Intel Core i9-7980XE @ 2.60GHz</u>					29,950	373	42.85	\$699.00*
<u>Intel Core i9-8950HK @ 2.90GHz</u>					10,402	1249	17.84	\$583.00*
<u>Intel Core i9-9820X @ 3.30GHz</u>					20,353	707	NA	NA
<u>Intel Core i9-9880H @ 2.30GHz</u>					13,645	1049	24.54	\$556.00*
<u>Intel Core i9-9900 @ 3.10GHz</u>					16,370	903	NA	NA

CPU Name				CPU Mark (higher is better)	Rank (lower is better)	CPU Value (higher is better)	Price (USD)
Hard Drive Benchmarks	Memory Benchmarks	PC Benchmarks	Software Marketshare	Database Benchmarks	Android Benchmarks	iOS Benchmarks	
<u>Intel Core i9-9900KF @ 3.60GHz</u>				18,160	820	NA	NA
<u>Intel Core i9-9900KS @ 4.00GHz</u>				19,457	752	NA	NA
<u>Intel Core i9-9900T @ 2.10GHz</u>				13,199	1084	30.07	\$439.00*
<u>Intel Core i9-9900X @ 3.50GHz</u>				21,686	639	NA	NA
<u>Intel Core i9-9920X @ 3.50GHz</u>				25,082	503	NA	NA
<u>Intel Core i9-9940X @ 3.30GHz</u>				28,162	412	NA	NA
<u>Intel Core i9-9960X @ 3.10GHz</u>				30,154	368	NA	NA
<u>Intel Core i9-9980HK @ 2.40GHz</u>				14,065	1030	24.12	\$583.00*
<u>Intel Core i9-9980XE @ 3.00GHz</u>				31,695	335	43.11	\$735.19
<u>Intel Core i9-9990XE @ 4.00GHz</u>				30,162	367	13.94	\$2,163.00*
<u>Intel Core i9-10850K @ 3.60GHz</u>				22,153	619	NA	NA
<u>Intel Core i9-10880H @ 2.30GHz</u>				14,250	1020	NA	NA
<u>Intel Core i9-10885H @ 2.40GHz</u>				14,716	981	26.47	\$556.00*
<u>Intel Core i9-10900 @ 2.80GHz</u>				19,521	747	NA	NA
<u>Intel Core i9-10900E @ 2.80GHz</u>				19,469	751	43.85	\$444.00*
<u>Intel Core i9-10900F @ 2.80GHz</u>				19,829	735	NA	NA
<u>Intel Core i9-10900K @ 3.70GHz</u>				22,596	596	NA	NA
<u>Intel Core i9-10900KF @ 3.70GHz</u>				22,393	608	NA	NA
<u>Intel Core i9-10900T @ 1.90GHz</u>				14,743	978	42.12	\$349.99*
<u>Intel Core i9-10900TE @ 1.80GHz</u>				14,616	988	32.92	\$444.00*
<u>Intel Core i9-10900X @ 3.70GHz</u>				22,457	604	NA	NA
<u>Intel Core i9-10910 @ 3.60GHz</u>				21,436	656	NA	NA
<u>Intel Core i9-10920X @ 3.50GHz</u>				26,089	474	NA	NA
<u>Intel Core i9-10940X @ 3.30GHz</u>				27,843	425	NA	NA
<u>Intel Core i9-10980HK @ 2.40GHz</u>				15,351	952	26.33	\$583.00*
<u>Intel Core i9-10980XE @ 3.00GHz</u>				32,411	325	40.57	\$799.00
<u>Intel Core i9-11900 @ 2.50GHz</u>				22,482	603	NA	NA
<u>Intel Core i9-11900F @ 2.50GHz</u>				22,187	616	NA	NA
<u>Intel Core i9-11900H @ 2.50GHz</u>				20,362	705	37.29	\$546.00*
<u>Intel Core i9-11900K @ 3.50GHz</u>				25,076	504	NA	NA
<u>Intel Core i9-11900KB @ 3.30GHz</u>				22,879	587	42.45	\$539.00*
<u>Intel Core i9-11900KF @ 3.50GHz</u>				24,807	517	NA	NA

CPU Name				CPU Mark (higher is better)	Rank (lower is better)	CPU Value (higher is better)	Price (USD)
Video Cards	Hard Drive Benchmarks	Memory Benchmarks	PC Benchmarks	Software Marketshare	Database Benchmarks	Android Benchmarks	iOS Benchmarks
Intel Core i9-11980HK @ 2.60GHz				22,519	601	38.63	\$583.00*
Intel Core i9-12900				33,916	301	86.65	\$391.40
Intel Core i9-12900E				27,774	429	NA	NA
Intel Core i9-12900F				36,132	273	100.39	\$359.91
Intel Core i9-12900H				27,520	434	44.60	\$617.00*
Intel Core i9-12900HK				26,381	468	41.55	\$635.00*
Intel Core i9-12900HX				33,409	307	55.13	\$606.00*
Intel Core i9-12900K				41,335	233	137.79	\$299.99
Intel Core i9-12900KF				41,052	236	142.67	\$287.73
Intel Core i9-12900KS				43,876	208	NA	NA
Intel Core i9-12900T				29,647	379	60.63	\$489.00*
Intel Core i9-12900TE				22,887	586	42.07	\$544.00*
Intel Core i9-12950HX				31,824	333	53.94	\$590.00*
Intel Core i9-13900				46,146	188	NA	NA
Intel Core i9-13900E				35,243	280	63.62	\$554.00*
Intel Core i9-13900F				50,394	159	NA	NA
Intel Core i9-13900H				28,152	414	45.63	\$617.00*
Intel Core i9-13900HK				30,655	355	43.98	\$697.00*
Intel Core i9-13900HX				43,476	216	65.08	\$668.00*
Intel Core i9-13900K				58,766	112	94.18	\$624.00
Intel Core i9-13900KF				57,986	120	131.79	\$439.99
Intel Core i9-13900KS				61,167	93	128.77	\$475.00
Intel Core i9-13900T				42,750	221	77.87	\$549.00*
Intel Core i9-13900TE				16,265	910	29.36	\$554.00*
Intel Core i9-13905H				29,720	378	42.64	\$697.00*
Intel Core i9-13950HX				42,555	222	72.13	\$590.00*
Intel Core i9-13980HX				46,857	181	70.14	\$668.00*
Intel Core i9-14900				46,210	187	80.40	\$574.75
Intel Core i9-14900F				46,461	183	99.06	\$469.00
Intel Core i9-14900HX				45,493	200	67.00	\$679.00*
Intel Core i9-14900K				59,178	104	136.67	\$432.99
Intel Core i9-14900KF				58,879	108	138.54	\$425.00

CPU Name					CPU Mark (higher is better)	Rank (lower is better)	CPU Value (higher is better)	Price (USD)
CPU Benchmarks	Video Card Benchmarks	Hard Drive Benchmarks	Memory Benchmarks	PC Benchmarks	Software Marketshare	Database Benchmarks	Android Benchmarks	iOS Benchmarks
<u>Intel Core m3-6Y30 @ 0.90GHz</u>					2,181	3032	7.76	\$281.00*
<u>Intel Core m3-7Y30 @ 1.00GHz</u>					2,560	2805	NA	NA
<u>Intel Core m3-7Y32 @ 1.10GHz</u>					2,725	2711	NA	NA
<u>Intel Core m3-8100Y @ 1.10GHz</u>					2,810	2681	10.00	\$281.00*
<u>Intel Core m5-6Y54 @ 1.10GHz</u>					2,272	2969	NA	NA
<u>Intel Core m5-6Y57 @ 1.10GHz</u>					2,346	2928	NA	NA
<u>Intel Core m5-7Y54 @ 1.20GHz</u>					1,475	3500	NA	NA
<u>Intel Core m7-6Y75 @ 1.20GHz</u>					2,337	2933	NA	NA
<u>Intel Core M-5Y10 @ 0.80GHz</u>					1,644	3377	NA	NA
<u>Intel Core M-5Y10a @ 0.80GHz</u>					1,905	3202	NA	NA
<u>Intel Core M-5Y10c @ 0.80GHz</u>					1,906	3199	6.78	\$281.00*
<u>Intel Core M-5Y31 @ 0.90GHz</u>					1,890	3212	NA	NA
<u>Intel Core M-5Y51 @ 1.10GHz</u>					2,038	3110	NA	NA
<u>Intel Core M-5Y70 @ 1.10GHz</u>					1,863	3227	NA	NA
<u>Intel Core M-5Y71 @ 1.20GHz</u>					2,017	3129	7.18	\$281.00*
<u>Intel Core Solo T1300 @ 1.66GHz</u>					210	4875	NA	NA
<u>Intel Core Solo T1350 @ 1.86GHz</u>					194	4902	NA	NA
<u>Intel Core Solo T1400 @ 1.83GHz</u>					253	4811	NA	NA
<u>Intel Core Solo U1300 @ 1.06GHz</u>					127	4994	NA	NA
<u>Intel Core Solo U1400 @ 1.20GHz</u>					130	4992	NA	NA
<u>Intel Core Solo U1500 @ 1.33GHz</u>					164	4946	NA	NA
<u>Intel Core Ultra 5 125H</u>					21,477	653	NA	NA
<u>Intel Core Ultra 5 125U</u>					17,132	871	47.20	\$363.00*
<u>Intel Core Ultra 5 134U</u>					12,356	1136	37.22	\$332.00*
<u>Intel Core Ultra 5 135H</u>					22,572	597	NA	NA
<u>Intel Core Ultra 5 135U</u>					17,476	854	NA	NA
<u>Intel Core Ultra 5 225</u>					31,681	337	128.78	\$246.00
<u>Intel Core Ultra 5 225F</u>					31,433	341	136.07	\$231.00
<u>Intel Core Ultra 5 225H</u>					26,900	451	NA	NA
<u>Intel Core Ultra 5 225T</u>					23,640	552	NA	NA
<u>Intel Core Ultra 5 225U</u>					18,476	796	NA	NA
<u>Intel Core Ultra 5 226V</u>					19,114	768	NA	NA

CPU Name					CPU Mark (higher is better)	Rank (lower is better)	CPU Value (higher is better)	Price (USD)
CPU Benchmarks	Video Card Benchmarks	Hard Drive Benchmarks	Memory Benchmarks	PC Benchmarks	Software Marketshare	Database Benchmarks	Android Benchmarks	iOS Benchmarks
Intel Core Ultra 5 235U					17,627	843	53.09	\$332.00*
Intel Core Ultra 5 236V					18,945	774	47.01	\$403.00*
Intel Core Ultra 5 238V					19,493	749	42.94	\$454.00*
Intel Core Ultra 5 245K					43,626	214	137.60	\$317.05
Intel Core Ultra 5 245KF					43,623	215	153.07	\$284.99
Intel Core Ultra 7 155H					25,014	505	49.73	\$503.00*
Intel Core Ultra 7 155U					16,554	893	33.78	\$490.00*
Intel Core Ultra 7 164U					13,837	1039	NA	NA
Intel Core Ultra 7 165H					26,397	467	NA	NA
Intel Core Ultra 7 165U					17,536	847	NA	NA
Intel Core Ultra 7 255H					29,380	383	NA	NA
Intel Core Ultra 7 255U					19,791	738	NA	NA
Intel Core Ultra 7 256V					20,192	719	NA	NA
Intel Core Ultra 7 258V					19,359	760	NA	NA
Intel Core Ultra 7 265					47,945	175	126.80	\$378.11
Intel Core Ultra 7 265F					50,476	158	140.04	\$360.44*
Intel Core Ultra 7 265K					58,661	114	176.17	\$332.99
Intel Core Ultra 7 265KF					58,855	109	NA	NA
Intel Core Ultra 7 265U					18,626	791	NA	NA
Intel Core Ultra 7 266V					20,283	713	39.01	\$520.00*
Intel Core Ultra 7 268V					20,210	717	NA	NA
Intel Core Ultra 9 185H					29,469	382	NA	NA
Intel Core Ultra 9 275HX					61,098	95	NA	NA
Intel Core Ultra 9 285					49,294	168	89.24	\$552.36
Intel Core Ultra 9 285H					32,906	317	50.55	\$651.00*
Intel Core Ultra 9 285K					67,982	71	113.49	\$599.00
Intel Core Ultra 9 285T					36,758	268	66.95	\$549.00*
Intel Core Ultra 9 288V					20,791	681	NA	NA
Intel CoreT i5-1350P					19,429	755	NA	NA
Intel N50					2,702	2723	NA	NA
Intel N95					5,343	1946	NA	NA
Intel N97					5,677	1864	44.35	\$128.00*

CPU Name					CPU Mark (higher is better)	Rank (lower is better)	CPU Value (higher is better)	Price (USD)
CPU Benchmarks	Video Card Benchmarks	Hard Drive Benchmarks	Memory Benchmarks	PC Benchmarks	Software Marketshare	Database Benchmarks	Android Benchmarks	iOS Benchmarks
Intel N200					4,936	2025	25.57	\$193.00*
Intel N250					4,859	2034	NA	NA
Intel Pentium 4 1.50GHz					86	5027	NA	NA
Intel Pentium 4 1.60GHz					84	5028	NA	NA
Intel Pentium 4 1.70GHz					86	5026	NA	NA
Intel Pentium 4 1.80GHz					115	5010	NA	NA
Intel Pentium 4 1.90GHz					104	5017	NA	NA
Intel Pentium 4 2.00GHz					133	4987	NA	NA
Intel Pentium 4 2.20GHz					157	4955	NA	NA
Intel Pentium 4 2.26GHz					151	4965	NA	NA
Intel Pentium 4 2.40GHz					131	4990	NA	NA
Intel Pentium 4 2.50GHz					160	4950	NA	NA
Intel Pentium 4 2.53GHz					162	4948	NA	NA
Intel Pentium 4 2.60GHz					215	4870	NA	NA
Intel Pentium 4 2.66GHz					157	4954	NA	NA
Intel Pentium 4 2.80GHz					237	4840	NA	NA
Intel Pentium 4 2.93GHz					150	4966	NA	NA
Intel Pentium 4 3.00GHz					311	4732	NA	NA
Intel Pentium 4 3.06GHz					249	4817	NA	NA
Intel Pentium 4 3.20GHz					330	4704	NA	NA
Intel Pentium 4 3.40GHz					298	4748	NA	NA
Intel Pentium 4 3.46GHz					295	4751	NA	NA
Intel Pentium 4 3.60GHz					315	4724	NA	NA
Intel Pentium 4 3.73GHz					385	4631	NA	NA
Intel Pentium 4 3.80GHz					356	4660	NA	NA
Intel Pentium 4 3.83GHz					154	4960	NA	NA
Intel Pentium 4 1300MHz					77	5032	NA	NA
Intel Pentium 4 1400MHz					83	5029	NA	NA
Intel Pentium 4 1500MHz					81	5030	NA	NA
Intel Pentium 4 1700MHz					100	5020	1.18	\$84.99*
Intel Pentium 4 1800MHz					114	5012	NA	NA
Intel Pentium 4 Mobile 1.60GHz					116	5008	NA	NA

CPU Name	CPU Mark (higher is better)	Rank (lower is better)	CPU Value (higher is better)	Price (USD)
----------	--------------------------------	---------------------------	---------------------------------	----------------

CPU Benchmarks

Video Card Benchmarks

Hard Drive Benchmarks

Memory Benchmarks

PC Benchmarks

Software Marketshare

Database Benchmarks

Android Benchmarks

iOS Benchmarks

<u>Intel Pentium 4 Mobile 2.00GHz</u>	132	4989	NA	NA
<u>Intel Pentium 957 @ 1.20GHz</u>	622	4367	4.64	\$134.00*
<u>Intel Pentium 967 @ 1.30GHz</u>	643	4346	NA	NA
<u>Intel Pentium 987 @ 1.50GHz</u>	696	4278	NA	NA
<u>Intel Pentium 997 @ 1.60GHz</u>	809	4130	NA	NA
<u>Intel Pentium 1403 @ 2.60GHz</u>	1,851	3234	NA	NA
<u>Intel Pentium 1403 v2 @ 2.60GHz</u>	2,284	2958	NA	NA
<u>Intel Pentium 2020M @ 2.40GHz</u>	1,390	3562	10.37	\$134.00*
<u>Intel Pentium 2030M @ 2.50GHz</u>	1,389	3565	10.36	\$134.00*
<u>Intel Pentium 2117U @ 1.80GHz</u>	1,024	3909	7.64	\$134.00*
<u>Intel Pentium 2127U @ 1.90GHz</u>	1,065	3868	7.95	\$134.00*
<u>Intel Pentium 2129Y @ 1.10GHz</u>	587	4407	4.38	\$134.00*
<u>Intel Pentium 3550M @ 2.30GHz</u>	1,351	3592	6.26	\$215.92*
<u>Intel Pentium 3556U @ 1.70GHz</u>	1,068	3864	NA	NA
<u>Intel Pentium 3558U @ 1.70GHz</u>	1,040	3891	NA	NA
<u>Intel Pentium 3560M @ 2.40GHz</u>	1,345	3595	35.41	\$37.99*
<u>Intel Pentium 3560Y @ 1.20GHz</u>	887	4044	NA	NA
<u>Intel Pentium 3805U @ 1.90GHz</u>	1,194	3731	NA	NA
<u>Intel Pentium 3825U @ 1.90GHz</u>	1,399	3558	NA	NA
<u>Intel Pentium 4405U @ 2.10GHz</u>	2,116	3066	NA	NA
<u>Intel Pentium 4405Y @ 1.50GHz</u>	1,526	3472	NA	NA
<u>Intel Pentium 4410Y @ 1.50GHz</u>	1,396	3560	2.27	\$615.00
<u>Intel Pentium 4415U @ 2.30GHz</u>	2,236	3000	NA	NA
<u>Intel Pentium 4415Y @ 1.60GHz</u>	1,578	3424	9.80	\$161.00*
<u>Intel Pentium 4417U @ 2.30GHz</u>	2,247	2991	13.95	\$161.00*
<u>Intel Pentium 4425Y @ 1.70GHz</u>	1,693	3344	10.51	\$161.00*
<u>Intel Pentium 5405U @ 2.30GHz</u>	2,260	2980	14.03	\$161.00*
<u>Intel Pentium 6405U @ 2.40GHz</u>	2,365	2918	14.69	\$161.00*
<u>Intel Pentium 6805 @ 1.10GHz</u>	4,424	2119	27.48	\$161.00*
<u>Intel Pentium A1018 @ 2.10GHz</u>	1,210	3711	NA	NA
<u>Intel Pentium A1020 @ 2.41GHz</u>	1,249	3674	NA	NA
<u>Intel Pentium B940 @ 2.00GHz</u>	872	4063	9.69	\$89.95*

CPU Name					CPU Mark (higher is better)	Rank (lower is better)	CPU Value (higher is better)	Price (USD)
CPU Benchmarks	Video Card Benchmarks	Hard Drive Benchmarks	Memory Benchmarks	PC Benchmarks	Software Marketshare	Database Benchmarks	Android Benchmarks	iOS Benchmarks
Intel Pentium B970 @ 2.30GHz					1,096	3823	21.50	\$50.99*
Intel Pentium B980 @ 2.40GHz					1,088	3837	30.38	\$35.81*
Intel Pentium D1508 @ 2.20GHz					3,240	2489	25.12	\$129.00*
Intel Pentium D 3.40GHz					782	4172	NA	NA
Intel Pentium D 805 @ 2.66GHz					374	4646	NA	NA
Intel Pentium D 830 @ 3.00GHz					564	4434	NA	NA
Intel Pentium D 915 @ 2.80GHz					459	4547	NA	NA
Intel Pentium D 940 @ 3.20GHz					552	4449	NA	NA
Intel Pentium D 950 @ 3.40GHz					681	4296	NA	NA
Intel Pentium D 960 @ 3.60GHz					807	4137	NA	NA
Intel Pentium Dual T2390 @ 1.86GHz					745	4220	NA	NA
Intel Pentium E2140 @ 1.60GHz					538	4462	5.18	\$103.95
Intel Pentium E2160 @ 1.80GHz					651	4340	13.28	\$49.00
Intel Pentium E2180 @ 2.00GHz					678	4301	34.75	\$19.50
Intel Pentium E2200 @ 2.20GHz					757	4198	30.29	\$25.00*
Intel Pentium E2210 @ 2.20GHz					702	4274	NA	NA
Intel Pentium E2220 @ 2.40GHz					842	4102	64.80	\$12.99
Intel Pentium E5200 @ 2.50GHz					934	3997	20.76	\$45.00
Intel Pentium E5300 @ 2.60GHz					916	4009	10.63	\$86.24
Intel Pentium E5400 @ 2.70GHz					989	3946	11.68	\$84.75*
Intel Pentium E5500 @ 2.80GHz					1,050	3883	65.66	\$15.99*
Intel Pentium E5700 @ 3.00GHz					1,084	3843	72.30	\$14.99
Intel Pentium E5800 @ 3.20GHz					1,177	3747	14.72	\$79.95
Intel Pentium E6300 @ 2.80GHz					1,032	3899	22.45	\$45.99*
Intel Pentium E6500 @ 2.93GHz					1,183	3739	34.80	\$34.00
Intel Pentium E6600 @ 3.06GHz					1,168	3758	7.79	\$149.95*
Intel Pentium E6700 @ 3.20GHz					1,205	3717	17.23	\$69.95*
Intel Pentium E6800 @ 3.33GHz					1,155	3771	46.31	\$24.95*
Intel Pentium Extreme Edition 955 @ 3.46GHz					469	4537	15.02	\$31.23*
Intel Pentium Extreme Edition 965 @ 3.73GHz					987	3948	NA	NA
Intel Pentium G620 @ 2.60GHz					1,214	3710	101.16	\$12.00*
Intel Pentium G620T @ 2.20GHz					896	4037	9.95	\$90.10

CPU Name					CPU Mark (higher is better)	Rank (lower is better)	CPU Value (higher is better)	Price (USD)
CPU Benchmarks	Video Card Benchmarks	Hard Drive Benchmarks	Memory Benchmarks	PC Benchmarks	Software Marketshare	Database Benchmarks	Android Benchmarks	iOS Benchmarks
<u>Intel Pentium G640 @ 2.80GHz</u>					1,364	3580	44.36	\$30.75
<u>Intel Pentium G640T @ 2.40GHz</u>					1,139	3790	12.80	\$89.00*
<u>Intel Pentium G645 @ 2.90GHz</u>					1,437	3527	35.05	\$40.99
<u>Intel Pentium G645T @ 2.50GHz</u>					1,228	3693	5.48	\$223.84*
<u>Intel Pentium G840 @ 2.80GHz</u>					1,311	3621	22.75	\$57.64*
<u>Intel Pentium G850 @ 2.90GHz</u>					1,475	3499	44.31	\$33.29*
<u>Intel Pentium G860 @ 3.00GHz</u>					1,498	3492	21.17	\$70.73
<u>Intel Pentium G870 @ 3.10GHz</u>					1,561	3440	23.08	\$67.64
<u>Intel Pentium G2010 @ 2.80GHz</u>					1,617	3395	70.39	\$22.97*
<u>Intel Pentium G2020 @ 2.90GHz</u>					1,693	3343	48.38	\$34.99
<u>Intel Pentium G2020T @ 2.50GHz</u>					1,430	3532	30.04	\$47.60*
<u>Intel Pentium G2030 @ 3.00GHz</u>					1,758	3309	43.95	\$39.99
<u>Intel Pentium G2030T @ 2.60GHz</u>					1,578	3422	12.10	\$130.50*
<u>Intel Pentium G2100T @ 2.60GHz</u>					1,691	3345	NA	NA
<u>Intel Pentium G2120 @ 3.10GHz</u>					1,896	3210	48.05	\$39.46
<u>Intel Pentium G2120T @ 2.70GHz</u>					1,613	3398	NA	NA
<u>Intel Pentium G2130 @ 3.20GHz</u>					1,917	3186	44.90	\$42.69*
<u>Intel Pentium G2140 @ 3.30GHz</u>					2,092	3078	22.00	\$95.10
<u>Intel Pentium G3220 @ 3.00GHz</u>					1,881	3219	62.72	\$29.99*
<u>Intel Pentium G3220T @ 2.60GHz</u>					1,614	3397	80.75	\$19.99*
<u>Intel Pentium G3240 @ 3.10GHz</u>					1,943	3173	29.16	\$66.63
<u>Intel Pentium G3240T @ 2.70GHz</u>					1,674	3354	NA	NA
<u>Intel Pentium G3250 @ 3.20GHz</u>					2,006	3135	45.59	\$44.00*
<u>Intel Pentium G3250T @ 2.80GHz</u>					1,807	3269	36.14	\$49.99*
<u>Intel Pentium G3258 @ 3.20GHz</u>					2,048	3105	17.21	\$119.01
<u>Intel Pentium G3260 @ 3.30GHz</u>					2,104	3072	NA	NA
<u>Intel Pentium G3260T @ 2.90GHz</u>					1,856	3230	37.13	\$49.99*
<u>Intel Pentium G3320TE @ 2.30GHz</u>					1,570	3432	NA	NA
<u>Intel Pentium G3420 @ 3.20GHz</u>					1,977	3152	27.55	\$71.74
<u>Intel Pentium G3420T @ 2.70GHz</u>					1,912	3192	11.95	\$159.99*
<u>Intel Pentium G3430 @ 3.30GHz</u>					2,127	3063	23.09	\$92.10
<u>Intel Pentium G3440 @ 3.30GHz</u>					2,202	3015	42.71	\$51.55*

CPU Name					CPU Mark (higher is better)	Rank (lower is better)	CPU Value (higher is better)	Price (USD)
CPU Benchmarks	Video Card Benchmarks	Hard Drive Benchmarks	Memory Benchmarks	PC Benchmarks	Software Marketshare	Database Benchmarks	Android Benchmarks	iOS Benchmarks
Intel Pentium G3450T @ 2.90GHz					2,016	3130	NA	NA
Intel Pentium G3460 @ 3.50GHz					2,231	3002	17.85	\$125.00*
Intel Pentium G3460T @ 3.00GHz					2,036	3113	NA	NA
Intel Pentium G3470 @ 3.60GHz					2,428	2876	7.73	\$314.15*
Intel Pentium G4400 @ 3.30GHz					2,556	2809	67.29	\$37.99
Intel Pentium G4400T @ 2.90GHz					2,339	2932	31.19	\$75.00
Intel Pentium G4400TE @ 2.40GHz					2,190	3026	34.23	\$64.00*
Intel Pentium G4500 @ 3.50GHz					2,794	2683	69.86	\$39.99*
Intel Pentium G4500T @ 3.00GHz					2,399	2893	NA	NA
Intel Pentium G4520 @ 3.60GHz					2,721	2715	9.55	\$285.00*
Intel Pentium G4560 @ 3.50GHz					3,534	2366	NA	NA
Intel Pentium G4560T @ 2.90GHz					2,972	2614	37.16	\$79.98*
Intel Pentium G4600 @ 3.60GHz					3,606	2349	NA	NA
Intel Pentium G4600T @ 3.00GHz					3,062	2568	25.95	\$117.99*
Intel Pentium G4620 @ 3.70GHz					3,761	2302	NA	NA
Intel Pentium G6950 @ 2.80GHz					1,238	3684	32.64	\$37.93
Intel Pentium G6951 @ 2.80GHz					1,383	3570	18.68	\$74.00*
Intel Pentium G6960 @ 2.93GHz					1,433	3529	NA	NA
Intel Pentium GOLD 6500Y @ 1.10GHz					3,024	2580	NA	NA
Intel Pentium Gold 7505 @ 2.00GHz					5,186	1983	NA	NA
Intel Pentium Gold 8500					7,780	1494	NA	NA
Intel Pentium Gold 8505					9,249	1345	NA	NA
Intel Pentium Gold G5400 @ 3.70GHz					3,738	2311	NA	NA
Intel Pentium Gold G5400T @ 3.10GHz					3,179	2519	38.85	\$81.82
Intel Pentium Gold G5420 @ 3.80GHz					3,706	2315	NA	NA
Intel Pentium Gold G5420T @ 3.20GHz					3,390	2423	52.97	\$64.00*
Intel Pentium Gold G5500 @ 3.80GHz					3,834	2279	NA	NA
Intel Pentium Gold G5500T @ 3.20GHz					3,311	2457	44.14	\$75.00*
Intel Pentium Gold G5600 @ 3.90GHz					3,817	2281	12.00	\$318.00*
Intel Pentium Gold G5600F @ 3.90GHz					4,083	2208	157.08	\$25.99
Intel Pentium Gold G5600T @ 3.30GHz					3,496	2381	NA	NA
Intel Pentium Gold G5620 @ 4.00GHz					4,272	2157	NA	NA

CPU Name				CPU Mark (higher is better)	Rank (lower is better)	CPU Value (higher is better)	Price (USD)
Hard Drive Benchmarks	Memory Benchmarks	PC Benchmarks	Software Marketshare	Database Benchmarks	Android Benchmarks	iOS Benchmarks	
Intel Pentium Gold G6400T @ 3.40GHz				3,546	2362	55.40	\$64.00*
Intel Pentium Gold G6405 @ 4.10GHz				4,198	2177	52.48	\$79.99
Intel Pentium Gold G6405T @ 3.50GHz				3,095	2555	48.37	\$64.00*
Intel Pentium Gold G6500 @ 4.10GHz				4,140	2189	65.72	\$62.99*
Intel Pentium Gold G6500T @ 3.50GHz				3,874	2265	51.65	\$75.00*
Intel Pentium Gold G6505 @ 4.20GHz				4,371	2136	58.28	\$75.00*
Intel Pentium Gold G6505T @ 3.60GHz				3,698	2317	41.08	\$90.00*
Intel Pentium Gold G6600 @ 4.20GHz				4,223	2170	17.60	\$239.90*
Intel Pentium Gold G6605 @ 4.30GHz				4,486	2105	15.51	\$289.26*
Intel Pentium Gold G7400				6,723	1661	68.60	\$98.00
Intel Pentium Gold G7400T				5,537	1900	86.52	\$64.00*
Intel Pentium III 1400 @ 1400MHz				193	4904	NA	NA
Intel Pentium III 1400S @ 1400MHz				194	4900	NA	NA
Intel Pentium III Mobile 800MHz				119	5006	1.51	\$79.00*
Intel Pentium III Mobile 866MHz				99	5021	9.89	\$10.00*
Intel Pentium III Mobile 1066MHz				160	4949	NA	NA
Intel Pentium III Mobile 1133MHz				164	4947	NA	NA
Intel Pentium III Mobile 1200MHz				156	4957	NA	NA
Intel Pentium J2850 @ 2.41GHz				1,016	3918	NA	NA
Intel Pentium J2900 @ 2.41GHz				1,246	3676	NA	NA
Intel Pentium J3710 @ 1.60GHz				1,402	3556	NA	NA
Intel Pentium J4205 @ 1.50GHz				2,333	2935	NA	NA
Intel Pentium J6426 @ 2.00GHz				4,029	2224	50.36	\$80.00*
Intel Pentium M 1.10GHz				184	4917	NA	NA
Intel Pentium M 1.20GHz				199	4888	NA	NA
Intel Pentium M 1.30GHz				196	4895	NA	NA
Intel Pentium M 1.40GHz				225	4858	NA	NA
Intel Pentium M 1.50GHz				240	4830	NA	NA
Intel Pentium M 1.60GHz				194	4901	NA	NA
Intel Pentium M 1.70GHz				239	4831	NA	NA
Intel Pentium M 1.73GHz				205	4883	NA	NA
Intel Pentium M 1.80GHz				280	4772	NA	NA

CPU Name				CPU Mark (higher is better)	Rank (lower is better)	CPU Value (higher is better)	Price (USD)
CPU Benchmarks	Hard Drive Benchmarks	Memory Benchmarks	PC Benchmarks	Software Marketshare	Database Benchmarks	Android Benchmarks	iOS Benchmarks
Intel Pentium M 2.10GHz				292	4758	NA	NA
Intel Pentium M 2.13GHz				234	4843	NA	NA
Intel Pentium M 2.26GHz				227	4855	NA	NA
Intel Pentium M 900MHz				141	4977	NA	NA
Intel Pentium M 1000MHz				156	4958	NA	NA
Intel Pentium M 1200MHz				155	4959	NA	NA
Intel Pentium M 1300MHz				197	4892	NA	NA
Intel Pentium M 1400MHz				208	4877	NA	NA
Intel Pentium M 1500MHz				188	4912	NA	NA
Intel Pentium M 1600MHz				193	4906	NA	NA
Intel Pentium M 1700MHz				237	4836	NA	NA
Intel Pentium N3510 @ 1.99GHz				878	4053	NA	NA
Intel Pentium N3520 @ 2.16GHz				1,140	3789	NA	NA
Intel Pentium N3530 @ 2.16GHz				1,192	3733	NA	NA
Intel Pentium N3540 @ 2.16GHz				1,200	3722	4.78	\$250.87*
Intel Pentium N3700 @ 1.60GHz				1,254	3670	2.82	\$444.78*
Intel Pentium N3710 @ 1.60GHz				1,386	3567	NA	NA
Intel Pentium N4200 @ 1.10GHz				2,163	3043	9.46	\$228.71*
Intel Pentium N6415 @ 1.20GHz				2,816	2678	35.19	\$80.00*
Intel Pentium P6000 @ 1.87GHz				823	4122	NA	NA
Intel Pentium P6100 @ 2.00GHz				880	4050	47.75	\$18.44*
Intel Pentium P6200 @ 2.13GHz				914	4013	36.63	\$24.95*
Intel Pentium P6300 @ 2.27GHz				834	4109	NA	NA
Intel Pentium Silver J5005 @ 1.50GHz				3,123	2541	5.98	\$521.99*
Intel Pentium Silver J5040 @ 2.00GHz				3,252	2486	NA	NA
Intel Pentium Silver N5000 @ 1.10GHz				2,612	2772	16.22	\$161.00*
Intel Pentium Silver N5020 @ 1.10GHz				3,404	2414	NA	NA
Intel Pentium Silver N5030 @ 1.10GHz				2,562	2802	NA	NA
Intel Pentium Silver N6000 @ 1.10GHz				2,992	2599	NA	NA
Intel Pentium Silver N6005 @ 2.00GHz				5,326	1950	NA	NA
Intel Pentium SU2700 @ 1.30GHz				228	4854	NA	NA
Intel Pentium SU4100 @ 1.30GHz				501	4503	NA	NA

CPU Name				CPU Mark (higher is better)	Rank (lower is better)	CPU Value (higher is better)	Price (USD)
Hard Drive Benchmarks	Memory Benchmarks	PC Benchmarks	Software Marketshare	Database Benchmarks	Android Benchmarks	iOS Benchmarks	
<u>Intel Pentium T2130 @ 1.86GHz</u>				382	4636	NA	NA
<u>Intel Pentium T2310 @ 1.46GHz</u>				531	4476	NA	NA
<u>Intel Pentium T2330 @ 1.60GHz</u>				545	4457	6.06	\$89.95
<u>Intel Pentium T2370 @ 1.73GHz</u>				558	4442	22.31	\$25.00*
<u>Intel Pentium T2390 @ 1.86GHz</u>				568	4426	NA	NA
<u>Intel Pentium T2410 @ 2.00GHz</u>				566	4430	NA	NA
<u>Intel Pentium T3200 @ 2.00GHz</u>				630	4360	52.48	\$12.00*
<u>Intel Pentium T3400 @ 2.16GHz</u>				667	4315	7.42	\$89.95
<u>Intel Pentium T4200 @ 2.00GHz</u>				715	4253	7.23	\$98.95
<u>Intel Pentium T4300 @ 2.10GHz</u>				769	4185	7.77	\$98.95
<u>Intel Pentium T4400 @ 2.20GHz</u>				783	4168	7.12	\$109.95*
<u>Intel Pentium T4500 @ 2.30GHz</u>				833	4112	27.80	\$29.95*
<u>Intel Pentium U5400 @ 1.20GHz</u>				552	4450	NA	NA
<u>Intel Pentium U5600 @ 1.33GHz</u>				624	4365	NA	NA
<u>Intel T1400 @ 1.73GHz</u>				548	4452	36.56	\$15.00*
<u>Intel T1500 @ 1.86GHz</u>				548	4453	NA	NA
<u>Intel T2050 @ 2.00GHz</u>				516	4491	NA	NA
<u>Intel U300</u>				8,351	1422	43.27	\$193.00*
<u>Intel U300E</u>				8,804	1384	44.92	\$196.00*
<u>Intel U4100 @ 1.30GHz</u>				610	4380	NA	NA
<u>Intel Xeon 2.00GHz</u>				152	4964	NA	NA
<u>Intel XEON 2.20GHz</u>				164	4943	NA	NA
<u>Intel Xeon 2.40GHz</u>				180	4926	19.73	\$9.10*
<u>Intel Xeon 2.80GHz</u>				260	4804	NA	NA
<u>Intel Xeon 3.00GHz</u>				425	4575	NA	NA
<u>Intel Xeon 3.20GHz</u>				478	4528	NA	NA
<u>Intel Xeon 3.40GHz</u>				375	4645	NA	NA
<u>Intel Xeon 3.60GHz</u>				403	4608	0.47	\$851.00*
<u>Intel Xeon 3.73GHz</u>				929	4001	NA	NA
<u>Intel Xeon 3.80GHz</u>				393	4620	0.46	\$851.00*
<u>Intel Xeon 3040 @ 1.86GHz</u>				790	4159	31.53	\$25.04*
<u>Intel Xeon 3050 @ 2.13GHz</u>				818	4123	5.18	\$157.95*

CPU Name					CPU Mark (higher is better)	Rank (lower is better)	CPU Value (higher is better)	Price (USD)
CPU Benchmarks	Video Card Benchmarks	Hard Drive Benchmarks	Memory Benchmarks	PC Benchmarks	Software Marketshare	Database Benchmarks	Android Benchmarks	iOS Benchmarks
<u>Intel Xeon 3070 @ 2.66GHz</u>					1,025	3908	35.78	\$28.65*
<u>Intel Xeon 3075 @ 2.66GHz</u>					1,112	3807	3.18	\$349.95*
<u>Intel Xeon 3085 @ 3.00GHz</u>					1,070	3861	NA	NA
<u>Intel Xeon 5110 @ 1.60GHz</u>					405	4604	11.57	\$35.00*
<u>Intel Xeon 5120 @ 1.86GHz</u>					763	4190	4.08	\$187.00
<u>Intel Xeon 5130 @ 2.00GHz</u>					795	4153	16.22	\$48.99*
<u>Intel Xeon 5133 @ 2.20GHz</u>					887	4043	NA	NA
<u>Intel Xeon 5140 @ 2.33GHz</u>					857	4080	23.16	\$36.99*
<u>Intel Xeon 5148 @ 2.33GHz</u>					912	4015	45.62	\$20.00*
<u>Intel Xeon 5150 @ 2.66GHz</u>					880	4051	28.40	\$30.99*
<u>Intel Xeon 5160 @ 3.00GHz</u>					963	3965	22.14	\$43.50*
<u>Intel Xeon 6517P</u>					45,923	194	38.43	\$1,195.00*
<u>Intel Xeon 6740E</u>					76,167	52	14.47	\$5,265.00*
<u>Intel Xeon @ 2.00GHz</u>					7,363	1555	NA	NA
<u>Intel Xeon @ 2.20GHz</u>					1,324	3611	NA	NA
<u>Intel Xeon Bronze 3104 @ 1.70GHz</u>					4,392	2130	NA	NA
<u>Intel Xeon Bronze 3106 @ 1.70GHz</u>					5,789	1837	NA	NA
<u>Intel Xeon Bronze 3204 @ 1.90GHz</u>					4,886	2030	15.06	\$324.45*
<u>Intel Xeon Bronze 3408U</u>					9,969	1283	24.02	\$415.00*
<u>Intel Xeon D-1518 @ 2.20GHz</u>					4,562	2087	NA	NA
<u>Intel Xeon D-1520 @ 2.20GHz</u>					4,917	2027	NA	NA
<u>Intel Xeon D-1521 @ 2.40GHz</u>					5,699	1856	NA	NA
<u>Intel Xeon D-1527 @ 2.20GHz</u>					5,213	1976	24.48	\$213.00*
<u>Intel Xeon D-1528 @ 1.90GHz</u>					6,823	1645	NA	NA
<u>Intel Xeon D-1531 @ 2.20GHz</u>					7,592	1517	21.82	\$348.00*
<u>Intel Xeon D-1537 @ 1.70GHz</u>					7,444	1539	13.04	\$571.00*
<u>Intel Xeon D-1539 @ 1.60GHz</u>					7,572	1523	15.58	\$486.00*
<u>Intel Xeon D-1540 @ 2.00GHz</u>					10,037	1275	NA	NA
<u>Intel Xeon D-1541 @ 2.10GHz</u>					10,024	1277	NA	NA
<u>Intel Xeon D-1548 @ 2.00GHz</u>					9,075	1365	16.35	\$555.00*
<u>Intel Xeon D-1557 @ 1.50GHz</u>					9,285	1342	13.38	\$694.00*
<u>Intel Xeon D-1559 @ 1.50GHz</u>					8,015	1470	NA	NA

CPU Name				CPU Mark (higher is better)	Rank (lower is better)	CPU Value (higher is better)	Price (USD)
CPU Benchmarks	Hard Drive Benchmarks	Memory Benchmarks	PC Benchmarks	Software Marketshare	Database Benchmarks	Android Benchmarks	iOS Benchmarks
<u>Intel Xeon D-1581 @ 1.80GHz</u>				13,259	1078	NA	NA
<u>Intel Xeon D-1587 @ 1.70GHz</u>				13,352	1073	NA	NA
<u>Intel Xeon D-1602 @ 2.50GHz</u>				2,459	2854	23.20	\$106.00*
<u>Intel Xeon D-1622 @ 2.60GHz</u>				6,205	1759	36.50	\$170.00*
<u>Intel Xeon D-1715TER @ 2.40GHz</u>				9,104	1361	31.94	\$285.00*
<u>Intel Xeon D-1718T @ 2.60GHz</u>				9,674	1305	30.81	\$314.00*
<u>Intel Xeon D-1726 @ 2.90GHz</u>				15,511	942	31.65	\$490.00*
<u>Intel Xeon D-1732TE @ 1.90GHz</u>				14,254	1018	18.78	\$759.00*
<u>Intel Xeon D-1733NT @ 2.00GHz</u>				14,849	969	20.62	\$720.00*
<u>Intel Xeon D-1736NT @ 2.70GHz</u>				17,826	835	NA	NA
<u>Intel Xeon D-1746TER @ 2.00GHz</u>				15,660	935	14.65	\$1,069.00*
<u>Intel Xeon D-1747NTE @ 2.50GHz</u>				20,279	714	16.89	\$1,201.00*
<u>Intel Xeon D-1813NT @ 2.20GHz</u>				7,732	1502	24.62	\$314.00*
<u>Intel Xeon D-1823NT @ 2.80GHz</u>				13,673	1048	31.36	\$436.00*
<u>Intel Xeon D-2123IT @ 2.20GHz</u>				6,697	1666	31.44	\$213.00*
<u>Intel Xeon D-2141I @ 2.20GHz</u>				12,117	1152	21.83	\$555.00*
<u>Intel Xeon D-2143IT @ 2.20GHz</u>				12,207	1145	21.57	\$566.00*
<u>Intel Xeon D-2146NT @ 2.30GHz</u>				11,736	1173	18.31	\$641.00*
<u>Intel Xeon D-2166NT @ 2.00GHz</u>				15,105	961	15.03	\$1,005.00*
<u>Intel Xeon D-2183IT @ 2.20GHz</u>				19,377	758	10.98	\$1,764.00*
<u>Intel Xeon D-2187NT @ 2.00GHz</u>				18,070	824	9.08	\$1,989.00*
<u>Intel Xeon D-2712T @ 1.90GHz</u>				7,990	1474	22.01	\$363.00*
<u>Intel Xeon D-2733NT @ 2.10GHz</u>				16,206	914	20.26	\$800.00*
<u>Intel Xeon D-2752TER @ 1.80GHz</u>				19,102	769	17.30	\$1,104.00*
<u>Intel Xeon D-2753NT @ 2.00GHz</u>				20,626	693	NA	NA
<u>Intel Xeon D-2775TE @ 2.00GHz</u>				27,299	439	15.00	\$1,820.00*
<u>Intel Xeon D-2795NT @ 2.00GHz</u>				28,463	403	12.77	\$2,228.00*
<u>Intel Xeon D-2796TE @ 2.00GHz</u>				26,342	469	12.06	\$2,184.00*
<u>Intel Xeon D-2799 @ 2.40GHz</u>				33,792	304	17.48	\$1,933.00*
<u>Intel Xeon E3-1205 v6 @ 3.00GHz</u>				5,682	1863	29.44	\$193.00*
<u>Intel Xeon E3-1220 @ 3.10GHz</u>				3,895	2259	10.39	\$375.00
<u>Intel Xeon E3-1220 V2 @ 3.10GHz</u>				4,679	2064	52.02	\$89.95

CPU Name				CPU Mark (higher is better)	Rank (lower is better)	CPU Value (higher is better)	Price (USD)
Hard Drive Benchmarks	Memory Benchmarks	PC Benchmarks	Software Marketshare	Database Benchmarks	Android Benchmarks	iOS Benchmarks	
<u>Intel Xeon E3-1260L v5 @ 2.90GHz</u>				8,237	1436	31.84	\$258.70*
<u>Intel Xeon E3-1265L @ 2.40GHz</u>				3,912	2250	14.55	\$268.98*
<u>Intel Xeon E3-1265L V2 @ 2.50GHz</u>				5,099	1997	11.00	\$463.39*
<u>Intel Xeon E3-1265L v3 @ 2.50GHz</u>				6,205	1760	15.55	\$398.95
<u>Intel Xeon E3-1265L v4 @ 2.30GHz</u>				6,954	1624	NA	NA
<u>Intel Xeon E3-1268L v3 @ 2.30GHz</u>				5,577	1889	NA	NA
<u>Intel Xeon E3-1268L v5 @ 2.40GHz</u>				6,334	1736	13.87	\$456.54*
<u>Intel Xeon E3-1270 @ 3.40GHz</u>				5,363	1939	30.13	\$178.00*
<u>Intel Xeon E3-1270 V2 @ 3.50GHz</u>				6,488	1702	46.35	\$140.00
<u>Intel Xeon E3-1270 v3 @ 3.50GHz</u>				7,273	1571	17.74	\$410.00
<u>Intel Xeon E3-1270 v5 @ 3.60GHz</u>				8,346	1423	21.27	\$392.45*
<u>Intel Xeon E3-1270 v6 @ 3.80GHz</u>				8,872	1380	12.32	\$719.95
<u>Intel Xeon E3-1270L v4 @ 3.00GHz</u>				7,662	1508	NA	NA
<u>Intel Xeon E3-1271 v3 @ 3.60GHz</u>				7,512	1531	60.82	\$123.50*
<u>Intel Xeon E3-1275 @ 3.40GHz</u>				5,500	1913	34.38	\$160.00
<u>Intel Xeon E3-1275 V2 @ 3.50GHz</u>				6,622	1677	17.71	\$374.00
<u>Intel Xeon E3-1275 v3 @ 3.50GHz</u>				7,195	1581	16.23	\$443.41
<u>Intel Xeon E3-1275 v5 @ 3.60GHz</u>				8,241	1435	18.56	\$444.04
<u>Intel Xeon E3-1275 v6 @ 3.80GHz</u>				9,227	1348	22.51	\$409.95
<u>Intel Xeon E3-1275L v3 @ 2.70GHz</u>				6,327	1738	NA	NA
<u>Intel Xeon E3-1276 v3 @ 3.60GHz</u>				7,516	1530	7.45	\$1,009.00*
<u>Intel Xeon E3-1280 @ 3.50GHz</u>				5,673	1865	11.43	\$496.21*
<u>Intel Xeon E3-1280 V2 @ 3.60GHz</u>				6,592	1680	12.56	\$525.00
<u>Intel Xeon E3-1280 v3 @ 3.60GHz</u>				7,304	1563	29.33	\$249.00*
<u>Intel Xeon E3-1280 v5 @ 3.70GHz</u>				8,332	1424	27.87	\$298.95
<u>Intel Xeon E3-1280 v6 @ 3.90GHz</u>				9,093	1363	16.18	\$562.00
<u>Intel Xeon E3-1281 v3 @ 3.70GHz</u>				7,535	1526	13.79	\$546.25*
<u>Intel Xeon E3-1285 v3 @ 3.60GHz</u>				7,094	1599	NA	NA
<u>Intel Xeon E3-1285 v4 @ 3.50GHz</u>				7,692	1505	NA	NA
<u>Intel Xeon E3-1285 v6 @ 4.10GHz</u>				8,979	1370	9.07	\$989.95
<u>Intel Xeon E3-1285L v3 @ 3.10GHz</u>				6,803	1647	7.57	\$898.50
<u>Intel Xeon E3-1285L v4 @ 3.40GHz</u>				8,090	1455	6.62	\$1,222.00*

CPU Name				CPU Mark (higher is better)	Rank (lower is better)	CPU Value (higher is better)	Price (USD)
CPU Benchmarks	Hard Drive Benchmarks	Memory Benchmarks	PC Benchmarks	Software Marketshare	Database Benchmarks	Android Benchmarks	iOS Benchmarks
<u>Intel Xeon E3-1290 @ 3.60GHz</u>				5,429	1930	6.13	\$885.00*
<u>Intel Xeon E3-1290 V2 @ 3.70GHz</u>				6,315	1741	7.14	\$885.00*
<u>Intel Xeon E3-1505L v5 @ 2.00GHz</u>				5,083	2000	NA	NA
<u>Intel Xeon E3-1505L v6 @ 2.20GHz</u>				6,088	1784	NA	NA
<u>Intel Xeon E3-1505M v5 @ 2.80GHz</u>				6,992	1618	NA	NA
<u>Intel Xeon E3-1505M v6 @ 3.00GHz</u>				7,442	1540	NA	NA
<u>Intel Xeon E3-1515M v5 @ 2.80GHz</u>				5,925	1815	NA	NA
<u>Intel Xeon E3-1535M v5 @ 2.90GHz</u>				7,469	1535	11.99	\$623.00*
<u>Intel Xeon E3-1535M v6 @ 3.10GHz</u>				7,943	1477	12.75	\$623.00*
<u>Intel Xeon E3-1545M v5 @ 2.90GHz</u>				7,650	1510	NA	NA
<u>Intel Xeon E3-1575M v5 @ 3.00GHz</u>				7,853	1488	6.51	\$1,207.00*
<u>Intel Xeon E3-1585 v5 @ 3.50GHz</u>				8,408	1418	15.12	\$556.00*
<u>Intel Xeon E3-1585L v5 @ 3.00GHz</u>				7,959	1476	17.88	\$445.00*
<u>Intel Xeon E5-1410 @ 2.80GHz</u>				4,852	2036	107.85	\$44.99*
<u>Intel Xeon E5-1410 v2 @ 2.80GHz</u>				5,715	1850	297.65	\$19.20*
<u>Intel Xeon E5-1428L v2 @ 2.20GHz</u>				6,255	1750	307.05	\$20.37*
<u>Intel Xeon E5-1603 @ 2.80GHz</u>				3,472	2387	102.45	\$33.89*
<u>Intel Xeon E5-1603 v3 @ 2.80GHz</u>				4,464	2109	346.57	\$12.88*
<u>Intel Xeon E5-1603 v4 @ 2.80GHz</u>				4,640	2071	NA	NA
<u>Intel Xeon E5-1607 @ 3.00GHz</u>				3,763	2301	326.37	\$11.53*
<u>Intel Xeon E5-1607 v2 @ 3.00GHz</u>				4,193	2178	18.23	\$229.95*
<u>Intel Xeon E5-1607 v3 @ 3.10GHz</u>				4,962	2021	NA	NA
<u>Intel Xeon E5-1607 v4 @ 3.10GHz</u>				5,197	1980	29.20	\$178.02*
<u>Intel Xeon E5-1620 @ 3.60GHz</u>				5,847	1830	83.54	\$70.00
<u>Intel Xeon E5-1620 v2 @ 3.70GHz</u>				6,548	1690	218.26	\$30.00
<u>Intel Xeon E5-1620 v3 @ 3.50GHz</u>				6,985	1621	36.77	\$189.95
<u>Intel Xeon E5-1620 v4 @ 3.50GHz</u>				7,375	1553	60.31	\$122.28*
<u>Intel Xeon E5-1630 v3 @ 3.70GHz</u>				7,393	1550	5.46	\$1,354.00*
<u>Intel Xeon E5-1630 v4 @ 3.70GHz</u>				7,605	1515	NA	NA
<u>Intel Xeon E5-1650 @ 3.20GHz</u>				8,085	1456	55.20	\$146.47
<u>Intel Xeon E5-1650 v2 @ 3.50GHz</u>				9,329	1338	40.57	\$229.95
<u>Intel Xeon E5-1650 v3 @ 3.50GHz</u>				10,389	1251	7.29	\$1,425.00*

CPU Name					CPU Mark (higher is better)	Rank (lower is better)	CPU Value (higher is better)	Price (USD)
CPU Benchmarks	Video Card Benchmarks	Hard Drive Benchmarks	Memory Benchmarks	PC Benchmarks	Software Marketshare	Database Benchmarks	Android Benchmarks	iOS Benchmarks
Intel Xeon E5-1660 v2 @ 3.70GHz					10,302	1259	16.77	\$614.29*
Intel Xeon E5-1660 v3 @ 3.00GHz					12,511	1126	62.89	\$198.95
Intel Xeon E5-1660 v4 @ 3.20GHz					13,532	1059	38.40	\$352.36
Intel Xeon E5-1680 v2 @ 3.00GHz					12,545	1124	NA	NA
Intel Xeon E5-1680 v3 @ 3.20GHz					13,124	1088	22.24	\$589.99*
Intel Xeon E5-1680 v4 @ 3.40GHz					14,236	1022	9.50	\$1,498.95*
Intel Xeon E5-1681 v3 @ 2.90GHz					14,820	971	NA	NA
Intel Xeon E5-2403 @ 1.80GHz					2,367	2916	78.91	\$30.00
Intel Xeon E5-2403 v2 @ 1.80GHz					2,672	2740	4.94	\$541.00*
Intel Xeon E5-2407 @ 2.20GHz					2,658	2747	106.31	\$25.00
Intel Xeon E5-2407 v2 @ 2.40GHz					3,287	2468	38.69	\$84.95
Intel Xeon E5-2418L @ 2.00GHz					3,518	2372	NA	NA
Intel Xeon E5-2418L v2 @ 2.00GHz					5,380	1936	8.86	\$607.00*
Intel Xeon E5-2420 @ 1.90GHz					5,002	2016	14.07	\$355.55*
Intel Xeon E5-2420 v2 @ 2.20GHz					6,367	1725	56.85	\$111.99*
Intel Xeon E5-2430 @ 2.20GHz					5,702	1854	146.21	\$39.00*
Intel Xeon E5-2430 v2 @ 2.50GHz					7,179	1583	NA	NA
Intel Xeon E5-2430L @ 2.00GHz					5,300	1956	21.20	\$249.95
Intel Xeon E5-2430L v2 @ 2.40GHz					6,190	1764	NA	NA
Intel Xeon E5-2440 @ 2.40GHz					6,091	1782	3.10	\$1,965.36*
Intel Xeon E5-2440 v2 @ 1.90GHz					7,473	1534	57.51	\$129.95*
Intel Xeon E5-2448L v2 @ 1.80GHz					6,774	1652	4.76	\$1,424.00*
Intel Xeon E5-2450 @ 2.10GHz					7,534	1527	153.75	\$49.00*
Intel Xeon E5-2450 v2 @ 2.50GHz					8,889	1377	31.19	\$284.95*
Intel Xeon E5-2450L @ 1.80GHz					5,880	1822	75.39	\$78.00*
Intel Xeon E5-2470 @ 2.30GHz					8,300	1426	43.69	\$189.95
Intel Xeon E5-2470 v2 @ 2.40GHz					10,692	1236	270.27	\$39.56*
Intel Xeon E5-2603 @ 1.80GHz					2,319	2940	5.73	\$404.40
Intel Xeon E5-2603 v2 @ 1.80GHz					2,735	2707	NA	NA
Intel Xeon E5-2603 v3 @ 1.60GHz					3,858	2271	77.51	\$49.77
Intel Xeon E5-2603 v4 @ 1.70GHz					4,695	2061	31.54	\$148.87
Intel Xeon E5-2608L v3 @ 2.00GHz					6,415	1718	14.55	\$441.00*

CPU Name					CPU Mark (higher is better)	Rank (lower is better)	CPU Value (higher is better)	Price (USD)
CPU Benchmarks	Video Card Benchmarks	Hard Drive Benchmarks	Memory Benchmarks	PC Benchmarks	Software Marketshare	Database Benchmarks	Android Benchmarks	iOS Benchmarks
Intel Xeon E5-2609 v2 @ 2.50GHz					3,369	2431	44.00	\$76.58*
Intel Xeon E5-2609 v3 @ 1.90GHz					4,448	2112	12.51	\$355.65*
Intel Xeon E5-2609 v4 @ 1.70GHz					5,443	1927	170.15	\$31.99*
Intel Xeon E5-2618L v3 @ 2.30GHz					11,181	1203	57.33	\$195.02*
Intel Xeon E5-2618L v4 @ 2.20GHz					12,429	1133	13.78	\$902.20*
Intel Xeon E5-2620 @ 2.00GHz					5,295	1959	58.86	\$89.95
Intel Xeon E5-2620 v2 @ 2.10GHz					6,250	1751	14.24	\$438.88
Intel Xeon E5-2620 v3 @ 2.40GHz					7,797	1492	268.88	\$29.00
Intel Xeon E5-2620 v4 @ 2.10GHz					9,276	1343	NA	NA
Intel Xeon E5-2623 v3 @ 3.00GHz					6,770	1653	8.57	\$790.00*
Intel Xeon E5-2623 v4 @ 2.60GHz					6,940	1626	NA	NA
Intel Xeon E5-2628 v3 @ 2.50GHz					8,447	1413	168.97	\$49.99*
Intel Xeon E5-2628L v2 @ 1.90GHz					7,181	1582	NA	NA
Intel Xeon E5-2628L v3 @ 2.00GHz					9,949	1285	NA	NA
Intel Xeon E5-2628L v4 @ 1.90GHz					11,079	1210	20.94	\$529.18*
Intel Xeon E5-2629 v3 @ 2.40GHz					9,139	1355	18.28	\$499.88*
Intel Xeon E5-2630 @ 2.30GHz					6,055	1794	7.32	\$827.46
Intel Xeon E5-2630 v2 @ 2.60GHz					7,477	1533	66.76	\$112.00
Intel Xeon E5-2630 v3 @ 2.40GHz					10,333	1258	22.51	\$459.00
Intel Xeon E5-2630 v4 @ 2.20GHz					11,513	1184	115.13	\$100.00
Intel Xeon E5-2630L @ 2.00GHz					5,305	1955	102.37	\$51.82*
Intel Xeon E5-2630L v2 @ 2.40GHz					6,640	1675	79.94	\$83.06*
Intel Xeon E5-2630L v3 @ 1.80GHz					8,668	1394	57.80	\$149.95*
Intel Xeon E5-2630L v4 @ 1.80GHz					9,972	1282	117.32	\$85.00*
Intel Xeon E5-2637 @ 3.00GHz					2,978	2608	37.69	\$79.00*
Intel Xeon E5-2637 v2 @ 3.50GHz					6,477	1705	49.84	\$129.95
Intel Xeon E5-2637 v3 @ 3.50GHz					7,281	1567	31.66	\$229.95
Intel Xeon E5-2637 v4 @ 3.50GHz					7,525	1529	65.43	\$115.00
Intel Xeon E5-2640 @ 2.50GHz					6,280	1748	86.04	\$72.99*
Intel Xeon E5-2640 v2 @ 2.00GHz					7,590	1518	116.77	\$65.00
Intel Xeon E5-2640 v3 @ 2.60GHz					11,077	1211	58.31	\$189.95*
Intel Xeon E5-2640 v4 @ 2.40GHz					12,490	1128	313.04	\$39.90*

CPU Name	CPU Mark (higher is better)	Rank (lower is better)	CPU Value (higher is better)	Price (USD)
----------	--------------------------------	---------------------------	---------------------------------	----------------

CPU Benchmarks

Video Card Benchmarks

Hard Drive Benchmarks

Memory Benchmarks

PC Benchmarks

Software Marketshare

Database Benchmarks

Android Benchmarks

iOS Benchmarks

<u>Intel Xeon E5-2643 v3 @ 3.40GHz</u>	10,434	1248	45.38	\$229.95
<u>Intel Xeon E5-2643 v4 @ 3.40GHz</u>	11,099	1208	12.32	\$900.99
<u>Intel Xeon E5-2648L @ 1.80GHz</u>	5,262	1962	NA	NA
<u>Intel Xeon E5-2648L v2 @ 1.90GHz</u>	8,828	1383	9.34	\$945.00*
<u>Intel Xeon E5-2648L v3 @ 1.80GHz</u>	9,847	1294	16.40	\$600.53*
<u>Intel Xeon E5-2648L v4 @ 1.80GHz</u>	12,151	1148	8.78	\$1,384.57*
<u>Intel Xeon E5-2649 v3 @ 2.30GHz</u>	12,399	1135	NA	NA
<u>Intel Xeon E5-2650 @ 2.00GHz</u>	7,368	1554	143.09	\$51.49
<u>Intel Xeon E5-2650 v2 @ 2.60GHz</u>	9,847	1293	75.77	\$129.95
<u>Intel Xeon E5-2650 v3 @ 2.30GHz</u>	11,798	1164	6.25	\$1,889.00*
<u>Intel Xeon E5-2650 v4 @ 2.20GHz</u>	13,398	1069	446.74	\$29.99*
<u>Intel Xeon E5-2650L @ 1.80GHz</u>	6,192	1763	47.65	\$129.95*
<u>Intel Xeon E5-2650L v2 @ 1.70GHz</u>	7,586	1520	194.51	\$39.00*
<u>Intel Xeon E5-2650L v3 @ 1.80GHz</u>	11,866	1159	5.34	\$2,222.00*
<u>Intel Xeon E5-2650L v4 @ 1.70GHz</u>	12,719	1114	55.31	\$229.95
<u>Intel Xeon E5-2651 v2 @ 1.80GHz</u>	9,544	1319	34.32	\$278.10*
<u>Intel Xeon E5-2658 @ 2.10GHz</u>	6,073	1787	46.73	\$129.95*
<u>Intel Xeon E5-2658 v2 @ 2.40GHz</u>	10,528	1243	76.16	\$138.24*
<u>Intel Xeon E5-2658 v3 @ 2.20GHz</u>	13,487	1062	NA	NA
<u>Intel Xeon E5-2658 v4 @ 2.30GHz</u>	14,434	1001	577.58	\$24.99*
<u>Intel Xeon E5-2658A v3 @ 2.20GHz</u>	14,879	967	8.12	\$1,832.00*
<u>Intel Xeon E5-2660 @ 2.20GHz</u>	8,096	1454	NA	NA
<u>Intel Xeon E5-2660 v2 @ 2.20GHz</u>	10,391	1250	946.37	\$10.98*
<u>Intel Xeon E5-2660 v3 @ 2.60GHz</u>	13,058	1093	68.75	\$189.95
<u>Intel Xeon E5-2660 v4 @ 2.00GHz</u>	15,681	934	320.02	\$49.00*
<u>Intel Xeon E5-2663 v3 @ 2.80GHz</u>	11,777	1169	NA	NA
<u>Intel Xeon E5-2665 @ 2.40GHz</u>	8,244	1434	NA	NA
<u>Intel Xeon E5-2666 v3 @ 2.90GHz</u>	14,169	1025	NA	NA
<u>Intel Xeon E5-2666 v4 @ 2.80GHz</u>	17,958	831	NA	NA
<u>Intel Xeon E5-2667 @ 2.90GHz</u>	7,442	1541	NA	NA
<u>Intel Xeon E5-2667 v2 @ 3.30GHz</u>	12,289	1139	49.35	\$249.00
<u>Intel Xeon E5-2667 v3 @ 3.20GHz</u>	12,550	1122	3.59	\$3,495.00*

CPU Name				CPU Mark (higher is better)	Rank (lower is better)	CPU Value (higher is better)	Price (USD)
Hard Drive Benchmarks	Memory Benchmarks	PC Benchmarks	Software Marketshare	Database Benchmarks	Android Benchmarks	iOS Benchmarks	
<u>Intel Xeon E5-2670 @ 2.60GHz</u>				8,974	1371	NA	NA
<u>Intel Xeon E5-2670 v2 @ 2.50GHz</u>				11,369	1194	59.85	\$189.95*
<u>Intel Xeon E5-2670 v3 @ 2.30GHz</u>				13,518	1060	122.95	\$109.95
<u>Intel Xeon E5-2673 v2 @ 3.30GHz</u>				12,206	1146	NA	NA
<u>Intel Xeon E5-2673 v3 @ 2.40GHz</u>				14,246	1021	20.35	\$700.00*
<u>Intel Xeon E5-2673 v4 @ 2.30GHz</u>				20,816	677	233.89	\$89.00*
<u>Intel Xeon E5-2675 v3 @ 1.80GHz</u>				13,180	1085	NA	NA
<u>Intel Xeon E5-2676 v3 @ 2.40GHz</u>				13,457	1063	NA	NA
<u>Intel Xeon E5-2676 v4 @ 2.40GHz</u>				18,978	773	NA	NA
<u>Intel Xeon E5-2678 v3 @ 2.50GHz</u>				14,755	976	138.95	\$106.19*
<u>Intel Xeon E5-2679 v4 @ 2.50GHz</u>				24,131	539	8.93	\$2,702.00*
<u>Intel Xeon E5-2680 @ 2.70GHz</u>				9,383	1330	NA	NA
<u>Intel Xeon E5-2680 v2 @ 2.80GHz</u>				12,698	1115	102.60	\$123.76*
<u>Intel Xeon E5-2680 v3 @ 2.50GHz</u>				14,943	965	99.62	\$150.00
<u>Intel Xeon E5-2680 v4 @ 2.40GHz</u>				17,503	850	82.58	\$211.95
<u>Intel Xeon E5-2680R v4 @ 2.40GHz</u>				17,487	852	NA	NA
<u>Intel Xeon E5-2682 v4 @ 2.50GHz</u>				18,702	786	NA	NA
<u>Intel Xeon E5-2683 v3 @ 2.00GHz</u>				14,802	973	187.36	\$79.00
<u>Intel Xeon E5-2683 v4 @ 2.10GHz</u>				17,475	855	52.96	\$329.95
<u>Intel Xeon E5-2685 v3 @ 2.60GHz</u>				12,944	1103	NA	NA
<u>Intel Xeon E5-2686 v3 @ 2.00GHz</u>				18,148	821	NA	NA
<u>Intel Xeon E5-2686 v4 @ 2.30GHz</u>				20,159	722	NA	NA
<u>Intel Xeon E5-2687W @ 3.10GHz</u>				10,008	1280	47.67	\$209.95
<u>Intel Xeon E5-2687W v2 @ 3.40GHz</u>				12,228	1143	NA	NA
<u>Intel Xeon E5-2687W v3 @ 3.10GHz</u>				14,671	984	26.68	\$549.95
<u>Intel Xeon E5-2687W v4 @ 3.00GHz</u>				17,878	833	24.85	\$719.45*
<u>Intel Xeon E5-2689 @ 2.60GHz</u>				9,584	1317	52.44	\$182.75*
<u>Intel Xeon E5-2689 v4 @ 3.10GHz</u>				17,049	876	NA	NA
<u>Intel Xeon E5-2690 @ 2.90GHz</u>				9,757	1302	NA	NA
<u>Intel Xeon E5-2690 v2 @ 3.00GHz</u>				13,423	1065	67.47	\$198.95
<u>Intel Xeon E5-2690 v3 @ 2.60GHz</u>				16,013	924	801.03	\$19.99*
<u>Intel Xeon E5-2690 v4 @ 2.60GHz</u>				19,337	762	NA	NA

CPU Name				CPU Mark (higher is better)	Rank (lower is better)	CPU Value (higher is better)	Price (USD)
CPU Benchmarks	Hard Drive Benchmarks	Memory Benchmarks	PC Benchmarks	Software Marketshare	Database Benchmarks	Android Benchmarks	iOS Benchmarks
<u>Intel Xeon E5-2695 v3 @ 2.30GHz</u>				16,781	889	47.95	\$350.00
<u>Intel Xeon E5-2695 v4 @ 2.10GHz</u>				19,094	770	3.08	\$6,208.00*
<u>Intel Xeon E5-2696 v2 @ 2.50GHz</u>				14,064	1031	NA	NA
<u>Intel Xeon E5-2696 v3 @ 2.30GHz</u>				21,671	640	39.62	\$546.99*
<u>Intel Xeon E5-2696 v4 @ 2.20GHz</u>				24,879	510	13.60	\$1,829.95
<u>Intel Xeon E5-2697 v2 @ 2.70GHz</u>				14,264	1015	73.74	\$193.44
<u>Intel Xeon E5-2697 v3 @ 2.60GHz</u>				18,389	804	NA	NA
<u>Intel Xeon E5-2697 v4 @ 2.30GHz</u>				20,977	670	16.42	\$1,277.90
<u>Intel Xeon E5-2697A v4 @ 2.60GHz</u>				21,699	637	NA	NA
<u>Intel Xeon E5-2697R v4 @ 2.30GHz</u>				20,843	675	NA	NA
<u>Intel Xeon E5-2698 v3 @ 2.30GHz</u>				18,869	780	2.15	\$8,790.00*
<u>Intel Xeon E5-2698 v4 @ 2.20GHz</u>				22,525	599	24.79	\$908.70*
<u>Intel Xeon E5-2698B v3 @ 2.00GHz</u>				16,287	908	NA	NA
<u>Intel Xeon E5-2698R v4 @ 2.20GHz</u>				25,605	488	NA	NA
<u>Intel Xeon E5-2699 v3 @ 2.30GHz</u>				20,156	724	38.03	\$529.95
<u>Intel Xeon E5-2699 v4 @ 2.20GHz</u>				25,099	501	15.73	\$1,595.95
<u>Intel Xeon E5-2699A v4 @ 2.40GHz</u>				26,727	458	5.41	\$4,938.00*
<u>Intel Xeon E5-2699C v4 @ 2.20GHz</u>				21,275	661	NA	NA
<u>Intel Xeon E5-4603 @ 2.00GHz</u>				3,391	2421	25.65	\$132.19*
<u>Intel Xeon E5-4607 v2 @ 2.60GHz</u>				6,986	1619	95.96	\$72.80*
<u>Intel Xeon E5-4610 @ 2.40GHz</u>				6,460	1709	30.58	\$211.23*
<u>Intel Xeon E5-4610 v3 @ 1.70GHz</u>				7,229	1580	5.93	\$1,219.00*
<u>Intel Xeon E5-4617 @ 2.90GHz</u>				6,298	1746	175.52	\$35.88*
<u>Intel Xeon E5-4620 @ 2.20GHz</u>				6,872	1636	116.93	\$58.77
<u>Intel Xeon E5-4620 v2 @ 2.60GHz</u>				9,590	1316	105.38	\$91.00*
<u>Intel Xeon E5-4620 v3 @ 2.00GHz</u>				10,525	1244	521.58	\$20.18*
<u>Intel Xeon E5-4627 v2 @ 3.30GHz</u>				9,425	1328	18.89	\$498.95*
<u>Intel Xeon E5-4627 v3 @ 2.60GHz</u>				11,344	1196	4.73	\$2,400.00*
<u>Intel Xeon E5-4627 v4 @ 2.60GHz</u>				12,969	1102	12.97	\$999.99*
<u>Intel Xeon E5-4628L v4 @ 1.80GHz</u>				11,315	1197	4.46	\$2,535.00*
<u>Intel Xeon E5-4640 @ 2.40GHz</u>				7,012	1613	2.34	\$3,000.00
<u>Intel Xeon E5-4640 v3 @ 1.90GHz</u>				10,372	1252	NA	NA

CPU Name				CPU Mark (higher is better)	Rank (lower is better)	CPU Value (higher is better)	Price (USD)
CPU Benchmarks	Hard Drive Benchmarks	Memory Benchmarks	PC Benchmarks	Software Marketshare	Database Benchmarks	Android Benchmarks	iOS Benchmarks
<u>Intel Xeon E5-4650 v2 @ 2.40GHz</u>				11,012	1217	44.06	\$249.95*
<u>Intel Xeon E5-4650 v3 @ 2.10GHz</u>				10,838	1229	2.82	\$3,838.00*
<u>Intel Xeon E5-4650 v4 @ 2.20GHz</u>				16,225	913	165.56	\$98.00*
<u>Intel Xeon E5-4650L @ 2.60GHz</u>				8,533	1403	42.66	\$200.00*
<u>Intel Xeon E5-4655 v3 @ 2.90GHz</u>				9,377	1332	2.03	\$4,616.00*
<u>Intel Xeon E5-4655 v4 @ 2.50GHz</u>				10,912	1223	2.36	\$4,616.00*
<u>Intel Xeon E5-4657L v2 @ 2.40GHz</u>				11,613	1181	15.46	\$751.19*
<u>Intel Xeon E5-4660 v3 @ 2.10GHz</u>				14,256	1017	2.97	\$4,800.00*
<u>Intel Xeon E5-4660 v4 @ 2.20GHz</u>				15,375	950	4.26	\$3,609.00*
<u>Intel Xeon E5-4667 v3 @ 2.00GHz</u>				15,397	949	2.69	\$5,729.00*
<u>Intel Xeon E5-4667 v4 @ 2.20GHz</u>				20,319	709	3.55	\$5,729.00*
<u>Intel Xeon E5-4669 v3 @ 2.10GHz</u>				17,430	858	3.23	\$5,400.00*
<u>Intel Xeon E5-4669 v4 @ 2.20GHz</u>				11,523	1183	NA	NA
<u>Intel Xeon E7-4809 v2 @ 1.90GHz</u>				16,471	899	NA	NA
<u>Intel Xeon E7-8880 v3 @ 2.30GHz</u>				18,244	813	137.17	\$133.00*
<u>Intel Xeon E7-8891 v3 @ 2.80GHz</u>				21,615	646	3.16	\$6,841.00*
<u>Intel Xeon E7- 2830 @ 2.13GHz</u>				2,027	3120	1.14	\$1,779.00*
<u>Intel Xeon E3110 @ 3.00GHz</u>				1,295	3631	6.48	\$199.95*
<u>Intel Xeon E3113 @ 3.00GHz</u>				1,429	3533	145.96	\$9.79*
<u>Intel Xeon E3120 @ 3.16GHz</u>				1,408	3547	NA	NA
<u>Intel Xeon E5205 @ 1.86GHz</u>				838	4107	58.75	\$14.27*
<u>Intel Xeon E5240 @ 3.00GHz</u>				1,448	3517	16.32	\$88.78*
<u>Intel Xeon E5310 @ 1.60GHz</u>				1,306	3623	26.65	\$49.00*
<u>Intel Xeon E5320 @ 1.86GHz</u>				1,469	3505	37.91	\$38.75*
<u>Intel Xeon E5335 @ 2.00GHz</u>				1,549	3450	87.15	\$17.77*
<u>Intel Xeon E5345 @ 2.33GHz</u>				1,868	3224	124.61	\$14.99*
<u>Intel Xeon E5405 @ 2.00GHz</u>				1,750	3310	7.43	\$235.49*
<u>Intel Xeon E5410 @ 2.33GHz</u>				2,032	3116	190.06	\$10.69*
<u>Intel Xeon E5420 @ 2.50GHz</u>				2,022	3126	8.09	\$249.95*
<u>Intel Xeon E5430 @ 2.66GHz</u>				2,251	2987	9.79	\$229.95*
<u>Intel Xeon E5440 @ 2.83GHz</u>				2,386	2901	62.81	\$37.99*
<u>Intel Xeon E5450 @ 3.00GHz</u>				2,583	2785	69.82	\$36.99*

CPU Name				CPU Mark (higher is better)	Rank (lower is better)	CPU Value (higher is better)	Price (USD)
Hard Drive Benchmarks	Memory Benchmarks	PC Benchmarks	Software Marketshare	Database Benchmarks	Android Benchmarks	iOS Benchmarks	
<u>Intel Xeon E5502 @ 1.87GHz</u>				837	4108	21.47	\$39.00*
<u>Intel Xeon E5503 @ 2.00GHz</u>				804	4140	6.28	\$128.00*
<u>Intel Xeon E5504 @ 2.00GHz</u>				1,563	3438	53.89	\$29.00*
<u>Intel Xeon E5506 @ 2.13GHz</u>				1,961	3161	22.13	\$88.63*
<u>Intel Xeon E5507 @ 2.27GHz</u>				1,905	3203	19.05	\$100.00*
<u>Intel Xeon E5520 @ 2.27GHz</u>				2,533	2819	93.85	\$26.99*
<u>Intel Xeon E5530 @ 2.40GHz</u>				2,729	2709	90.98	\$29.99*
<u>Intel Xeon E5540 @ 2.53GHz</u>				2,783	2686	31.30	\$88.93*
<u>Intel Xeon E5603 @ 1.60GHz</u>				1,935	3178	21.74	\$89.00*
<u>Intel Xeon E5606 @ 2.13GHz</u>				2,384	2902	29.80	\$80.00*
<u>Intel Xeon E5607 @ 2.27GHz</u>				2,686	2732	95.98	\$27.99*
<u>Intel Xeon E5620 @ 2.40GHz</u>				3,621	2346	120.72	\$30.00
<u>Intel Xeon E5630 @ 2.53GHz</u>				3,790	2288	24.61	\$154.00*
<u>Intel Xeon E5640 @ 2.67GHz</u>				3,837	2277	55.52	\$69.10*
<u>Intel Xeon E5645 @ 2.40GHz</u>				5,019	2012	36.64	\$137.00*
<u>Intel Xeon E5649 @ 2.53GHz</u>				5,659	1869	43.55	\$129.95*
<u>Intel Xeon E7320 @ 2.13GHz</u>				1,469	3504	NA	NA
<u>Intel Xeon E E-2414</u>				12,027	1156	56.47	\$213.00*
<u>Intel Xeon E E-2434</u>				15,206	956	54.11	\$281.00*
<u>Intel Xeon E E-2486</u>				23,605	554	46.65	\$506.00*
<u>Intel Xeon E-2104G @ 3.20GHz</u>				5,913	1817	11.59	\$510.00*
<u>Intel Xeon E-2124 @ 3.30GHz</u>				6,892	1632	12.32	\$559.53
<u>Intel Xeon E-2124G @ 3.40GHz</u>				7,310	1560	15.74	\$464.45*
<u>Intel Xeon E-2126G @ 3.30GHz</u>				10,370	1254	30.50	\$339.99*
<u>Intel Xeon E-2134 @ 3.50GHz</u>				9,319	1339	13.37	\$697.00*
<u>Intel Xeon E-2136 @ 3.30GHz</u>				13,501	1061	14.87	\$907.78*
<u>Intel Xeon E-2144G @ 3.60GHz</u>				9,342	1337	28.15	\$331.84*
<u>Intel Xeon E-2146G @ 3.50GHz</u>				13,221	1080	26.67	\$495.64*
<u>Intel Xeon E-2174G @ 3.80GHz</u>				9,655	1307	14.85	\$649.95*
<u>Intel Xeon E-2176G @ 3.70GHz</u>				13,538	1058	28.20	\$479.99*
<u>Intel Xeon E-2176M @ 2.70GHz</u>				10,895	1225	24.21	\$450.00*
<u>Intel Xeon E-2186G @ 3.80GHz</u>				13,831	1040	32.17	\$429.99*

CPU Name				CPU Mark (higher is better)	Rank (lower is better)	CPU Value (higher is better)	Price (USD)
Hard Drive Benchmarks	Memory Benchmarks	PC Benchmarks	Software Marketshare	Database Benchmarks	Android Benchmarks	iOS Benchmarks	
Intel Xeon E-2224G @ 3.50GHz				7,608	1514	28.39	\$268.02*
Intel Xeon E-2226G @ 3.40GHz				11,126	1206	33.58	\$331.37*
Intel Xeon E-2234 @ 3.60GHz				9,114	1358	79.25	\$115.00*
Intel Xeon E-2236 @ 3.40GHz				13,967	1033	32.49	\$429.95*
Intel Xeon E-2244G @ 3.80GHz				9,654	1308	28.84	\$334.73*
Intel Xeon E-2246G @ 3.60GHz				13,763	1044	44.26	\$311.00*
Intel Xeon E-2254ML @ 1.70GHz				6,333	1737	NA	NA
Intel Xeon E-2274G @ 4.00GHz				9,907	1287	22.96	\$431.54*
Intel Xeon E-2276G @ 3.80GHz				14,126	1029	30.69	\$460.29*
Intel Xeon E-2276M @ 2.80GHz				11,784	1167	26.19	\$450.00*
Intel Xeon E-2276ME @ 2.80GHz				8,167	1448	18.15	\$450.00*
Intel Xeon E-2276ML @ 2.00GHz				6,353	1733	NA	NA
Intel Xeon E-2278G @ 3.40GHz				16,964	881	34.34	\$494.00*
Intel Xeon E-2278GE @ 3.30GHz				15,509	943	31.39	\$494.00*
Intel Xeon E-2278GEL @ 2.00GHz				12,024	1157	24.34	\$494.00*
Intel Xeon E-2286G @ 4.00GHz				13,919	1035	11.11	\$1,253.00*
Intel Xeon E-2286M @ 2.40GHz				15,156	960	11.04	\$1,373.18*
Intel Xeon E-2288G @ 3.70GHz				17,428	859	32.33	\$539.00*
Intel Xeon E-2314 @ 2.80GHz				8,061	1461	32.95	\$244.61
Intel Xeon E-2324G @ 3.10GHz				10,167	1268	35.37	\$287.43
Intel Xeon E-2334 @ 3.40GHz				12,595	1120	36.77	\$342.52*
Intel Xeon E-2336 @ 2.90GHz				16,406	902	42.84	\$382.99*
Intel Xeon E-2356G @ 3.20GHz				18,457	798	55.43	\$333.00*
Intel Xeon E-2374G @ 3.70GHz				13,706	1047	32.68	\$419.43*
Intel Xeon E-2378 @ 2.60GHz				17,472	856	37.38	\$467.42*
Intel Xeon E-2378G @ 2.80GHz				21,153	664	35.31	\$599.00*
Intel Xeon E-2386G @ 3.50GHz				19,658	741	33.90	\$579.88*
Intel Xeon E-2388G @ 3.20GHz				23,512	562	43.62	\$539.00*
Intel Xeon E-2436				22,160	618	69.47	\$319.00*
Intel Xeon E-2456				20,158	723	53.75	\$375.00*
Intel Xeon E-2468				26,224	473	61.56	\$426.00*
Intel Xeon E-2478				27,326	438	49.15	\$556.00*

CPU Name				CPU Mark (higher is better)	Rank (lower is better)	CPU Value (higher is better)	Price (USD)
Hard Drive Benchmarks	Memory Benchmarks	PC Benchmarks	Software Marketshare	Database Benchmarks	Android Benchmarks	iOS Benchmarks	
<u>Intel Xeon Gold 5117 @ 2.00GHz</u>				16,487	897	NA	NA
<u>Intel Xeon Gold 5118 @ 2.30GHz</u>				16,635	891	37.05	\$448.95*
<u>Intel Xeon Gold 5120 @ 2.20GHz</u>				18,226	815	11.68	\$1,561.00*
<u>Intel Xeon Gold 5120T @ 2.20GHz</u>				18,127	822	10.50	\$1,727.00*
<u>Intel Xeon Gold 5122 @ 3.60GHz</u>				8,876	1379	26.90	\$329.95
<u>Intel Xeon Gold 5215 @ 2.20GHz</u>				16,304	907	11.45	\$1,424.00*
<u>Intel Xeon Gold 5215 @ 2.50GHz</u>				15,719	932	15.74	\$998.95*
<u>Intel Xeon Gold 5217 @ 3.00GHz</u>				15,429	947	11.88	\$1,298.95*
<u>Intel Xeon Gold 5218 @ 2.30GHz</u>				21,651	643	63.68	\$340.00
<u>Intel Xeon Gold 5218R @ 2.10GHz</u>				24,742	519	31.30	\$790.41
<u>Intel Xeon Gold 5218T @ 2.10GHz</u>				21,433	657	15.89	\$1,349.00*
<u>Intel Xeon Gold 5220 @ 2.20GHz</u>				24,154	538	23.63	\$1,022.38
<u>Intel Xeon Gold 5220R @ 2.20GHz</u>				31,363	344	31.40	\$998.95
<u>Intel Xeon Gold 5222 @ 3.80GHz</u>				9,489	1323	13.17	\$720.24
<u>Intel Xeon Gold 5315Y @ 3.20GHz</u>				20,820	676	13.89	\$1,498.95*
<u>Intel Xeon Gold 5317 @ 3.00GHz</u>				27,448	436	22.89	\$1,198.95
<u>Intel Xeon Gold 5318H @ 2.50GHz</u>				29,301	386	23.02	\$1,273.00*
<u>Intel Xeon Gold 5318Y @ 2.10GHz</u>				33,139	312	26.54	\$1,248.50
<u>Intel Xeon Gold 5320 @ 2.20GHz</u>				37,558	263	NA	NA
<u>Intel Xeon Gold 5320H @ 2.40GHz</u>				31,718	334	20.40	\$1,555.00*
<u>Intel Xeon Gold 5412U</u>				52,218	148	46.92	\$1,113.00*
<u>Intel Xeon Gold 5415+</u>				24,956	506	23.41	\$1,066.00*
<u>Intel Xeon Gold 5416S</u>				35,675	276	37.79	\$944.00*
<u>Intel Xeon Gold 5418Y</u>				43,835	209	29.56	\$1,483.00*
<u>Intel Xeon Gold 5420+</u>				58,209	117	31.50	\$1,848.00*
<u>Intel Xeon Gold 5512U</u>				60,329	98	49.05	\$1,230.00*
<u>Intel Xeon Gold 5515+</u>				25,855	483	23.53	\$1,099.00*
<u>Intel Xeon Gold 6122 @ 1.80GHz</u>				23,781	549	11.88	\$2,002.00*
<u>Intel Xeon Gold 6126 @ 2.60GHz</u>				19,811	737	130.31	\$152.03
<u>Intel Xeon Gold 6128 @ 3.40GHz</u>				12,811	1107	51.27	\$249.89
<u>Intel Xeon Gold 6130 @ 2.10GHz</u>				20,711	685	21.82	\$949.00
<u>Intel Xeon Gold 6130T @ 2.10GHz</u>				21,804	636	8.55	\$2,550.00*

CPU Name				CPU Mark (higher is better)	Rank (lower is better)	CPU Value (higher is better)	Price (USD)
CPU Benchmarks	Hard Drive Benchmarks	Memory Benchmarks	PC Benchmarks	Software Marketshare	Database Benchmarks	Android Benchmarks	iOS Benchmarks
<u>Intel Xeon Gold 6136 @ 3.00GHz</u>				20,977	671	23.31	\$899.94*
<u>Intel Xeon Gold 6137 @ 3.90GHz</u>				19,365	759	NA	NA
<u>Intel Xeon Gold 6138 @ 2.00GHz</u>				23,992	542	111.28	\$215.60
<u>Intel Xeon Gold 6138T @ 2.00GHz</u>				20,649	691	2.79	\$7,401.00*
<u>Intel Xeon Gold 6140 @ 2.30GHz</u>				24,421	528	57.28	\$426.34
<u>Intel Xeon Gold 6142 @ 2.60GHz</u>				25,438	491	62.55	\$406.69
<u>Intel Xeon Gold 6143 @ 2.80GHz</u>				24,786	518	NA	NA
<u>Intel Xeon Gold 6144 @ 3.50GHz</u>				19,993	729	33.78	\$591.86
<u>Intel Xeon Gold 6146 @ 3.20GHz</u>				23,296	572	29.71	\$784.00
<u>Intel Xeon Gold 6148 @ 2.40GHz</u>				29,106	388	100.36	\$290.00
<u>Intel Xeon Gold 6150 @ 2.70GHz</u>				27,265	440	139.11	\$196.00
<u>Intel Xeon Gold 6152 @ 2.10GHz</u>				24,287	533	40.40	\$601.15
<u>Intel Xeon Gold 6154 @ 3.00GHz</u>				27,717	430	44.54	\$622.37
<u>Intel Xeon Gold 6208U @ 2.90GHz</u>				24,670	522	25.97	\$950.00
<u>Intel Xeon Gold 6210U @ 2.50GHz</u>				28,915	392	26.36	\$1,096.86
<u>Intel Xeon Gold 6212U @ 2.40GHz</u>				27,470	435	7.07	\$3,882.70
<u>Intel Xeon Gold 6222V @ 1.80GHz</u>				24,254	534	14.18	\$1,710.89*
<u>Intel Xeon Gold 6226 @ 2.70GHz</u>				20,429	704	26.53	\$769.95
<u>Intel Xeon Gold 6226R @ 2.90GHz</u>				26,297	471	NA	NA
<u>Intel Xeon Gold 6230 @ 2.10GHz</u>				27,210	442	49.18	\$553.30
<u>Intel Xeon Gold 6230R @ 2.10GHz</u>				33,608	305	51.71	\$649.95
<u>Intel Xeon Gold 6234 @ 3.30GHz</u>				17,752	837	19.09	\$929.95
<u>Intel Xeon Gold 6238 @ 2.10GHz</u>				28,668	398	39.80	\$720.29
<u>Intel Xeon Gold 6238R @ 2.20GHz</u>				37,511	264	28.20	\$1,329.95
<u>Intel Xeon Gold 6240 @ 2.60GHz</u>				23,673	551	37.27	\$635.15
<u>Intel Xeon Gold 6240R @ 2.40GHz</u>				33,353	309	23.00	\$1,449.95
<u>Intel Xeon Gold 6242 @ 2.80GHz</u>				26,288	472	47.80	\$550.00
<u>Intel Xeon Gold 6242R @ 3.10GHz</u>				34,282	292	27.43	\$1,249.95
<u>Intel Xeon Gold 6244 @ 3.60GHz</u>				18,980	772	6.39	\$2,970.00*
<u>Intel Xeon Gold 6246 @ 3.30GHz</u>				22,571	598	7.25	\$3,113.22*
<u>Intel Xeon Gold 6246R @ 3.40GHz</u>				30,468	360	19.03	\$1,601.44
<u>Intel Xeon Gold 6248 @ 2.50GHz</u>				29,862	376	120.65	\$247.50

CPU Name				CPU Mark (higher is better)	Rank (lower is better)	CPU Value (higher is better)	Price (USD)
CPU Benchmarks	Hard Drive Benchmarks	Memory Benchmarks	PC Benchmarks	Software Marketshare	Database Benchmarks	Android Benchmarks	iOS Benchmarks
<u>Intel Xeon Gold 6252 @ 2.10GHz</u>				27,148	445	26.97	\$1,006.40
<u>Intel Xeon Gold 6253CL @ 3.10GHz</u>				28,549	402	NA	NA
<u>Intel Xeon Gold 6254 @ 3.10GHz</u>				32,278	327	29.37	\$1,098.95
<u>Intel Xeon Gold 6256 @ 3.60GHz</u>				23,287	573	7.06	\$3,298.95
<u>Intel Xeon Gold 6258R @ 2.70GHz</u>				40,252	244	15.49	\$2,598.95
<u>Intel Xeon Gold 6262 @ 1.90GHz</u>				21,823	635	NA	NA
<u>Intel Xeon Gold 6268CL @ 2.80GHz</u>				34,558	287	NA	NA
<u>Intel Xeon Gold 6278C @ 2.60GHz</u>				32,835	318	NA	NA
<u>Intel Xeon Gold 6312U @ 2.40GHz</u>				42,329	223	23.39	\$1,809.59*
<u>Intel Xeon Gold 6314U @ 2.30GHz</u>				48,648	172	17.49	\$2,782.00*
<u>Intel Xeon Gold 6326 @ 2.90GHz</u>				34,240	294	25.36	\$1,350.00
<u>Intel Xeon Gold 6330 @ 2.00GHz</u>				43,056	219	33.64	\$1,279.95
<u>Intel Xeon Gold 6330N @ 2.20GHz</u>				36,360	271	18.98	\$1,915.84*
<u>Intel Xeon Gold 6334 @ 3.60GHz</u>				21,521	652	11.68	\$1,842.45
<u>Intel Xeon Gold 6336Y @ 2.40GHz</u>				45,517	198	18.97	\$2,398.95
<u>Intel Xeon Gold 6338 @ 2.00GHz</u>				33,814	303	22.24	\$1,520.46
<u>Intel Xeon Gold 6338N @ 2.20GHz</u>				42,086	225	9.01	\$4,671.69*
<u>Intel Xeon Gold 6342 @ 2.80GHz</u>				47,076	180	16.26	\$2,895.95
<u>Intel Xeon Gold 6346 @ 3.10GHz</u>				37,665	260	17.15	\$2,196.32
<u>Intel Xeon Gold 6348 @ 2.60GHz</u>				51,843	150	24.55	\$2,111.99
<u>Intel Xeon Gold 6354 @ 3.00GHz</u>				41,445	231	15.36	\$2,698.95
<u>Intel Xeon Gold 6414U</u>				57,200	126	24.91	\$2,296.00*
<u>Intel Xeon Gold 6416H</u>				40,606	239	28.12	\$1,444.00*
<u>Intel Xeon Gold 6421N</u>				58,797	110	24.83	\$2,368.00*
<u>Intel Xeon Gold 6423N</u>				57,434	122	26.58	\$2,161.00*
<u>Intel Xeon Gold 6426Y</u>				38,373	255	25.29	\$1,517.00*
<u>Intel Xeon Gold 6434</u>				24,836	514	10.53	\$2,359.45
<u>Intel Xeon Gold 6438N</u>				52,789	145	15.75	\$3,351.00*
<u>Intel Xeon Gold 6442Y</u>				58,534	115	20.34	\$2,878.00*
<u>Intel Xeon Gold 6444Y</u>				47,176	179	13.02	\$3,622.00*
<u>Intel Xeon Gold 6448Y</u>				60,449	97	16.87	\$3,583.00*
<u>Intel Xeon Gold 6526Y</u>				46,025	191	30.34	\$1,517.00*

CPU Name				CPU Mark (higher is better)	Rank (lower is better)	CPU Value (higher is better)	Price (USD)
Hard Drives	Hard Drive Benchmarks	Memory Benchmarks	PC Benchmarks	Software Marketshare	Database Benchmarks	Android Benchmarks	iOS Benchmarks
Intel Xeon Gold 6542Y				59,047	106	20.52	\$2,878.00*
Intel Xeon Gold 6544Y				50,319	161	13.89	\$3,622.00*
Intel Xeon Gold 6548Y+				70,439	63	18.90	\$3,726.00*
Intel Xeon Gold 6554S				50,777	155	13.59	\$3,735.75
Intel Xeon L3110 @ 3.00GHz				1,338	3597	NA	NA
Intel Xeon L3360 @ 2.83GHz				2,412	2887	27.03	\$89.23*
Intel Xeon L3406 @ 2.27GHz				1,104	3819	4.28	\$257.88*
Intel Xeon L3426 @ 1.87GHz				2,470	2848	NA	NA
Intel Xeon L5240 @ 3.00GHz				1,337	3598	42.57	\$31.40*
Intel Xeon L5310 @ 1.60GHz				1,385	3569	12.31	\$112.50*
Intel Xeon L5320 @ 1.86GHz				1,118	3805	15.97	\$69.99*
Intel Xeon L5335 @ 2.00GHz				1,737	3316	92.43	\$18.79*
Intel Xeon L5408 @ 2.13GHz				1,769	3302	NA	NA
Intel Xeon L5410 @ 2.33GHz				1,853	3233	18.52	\$100.08*
Intel Xeon L5420 @ 2.50GHz				2,143	3053	77.91	\$27.50*
Intel Xeon L5430 @ 2.66GHz				2,260	2977	10.32	\$219.00*
Intel Xeon L5520 @ 2.27GHz				2,274	2966	78.43	\$29.00*
Intel Xeon L5530 @ 2.40GHz				2,522	2827	40.68	\$62.00*
Intel Xeon L5609 @ 1.87GHz				3,298	2466	NA	NA
Intel Xeon L5630 @ 2.13GHz				3,048	2573	27.15	\$112.26*
Intel Xeon L5638 @ 2.00GHz				3,707	2314	53.03	\$69.90*
Intel Xeon L5639 @ 2.13GHz				4,419	2120	NA	NA
Intel Xeon L5640 @ 2.27GHz				4,645	2069	51.64	\$89.95*
Intel Xeon L7455 @ 2.13GHz				2,494	2837	NA	NA
Intel Xeon Max 9480				84,567	34	91.88	\$920.40*
Intel Xeon MV 3.20GHz				756	4202	NA	NA
Intel Xeon Phi 7210 @ 1.30GHz				7,306	1561	3.88	\$1,881.00*
Intel Xeon Platinum 8124M @ 3.00GHz				25,350	493	NA	NA
Intel Xeon Platinum 8151 @ 3.40GHz				5,468	1923	NA	NA
Intel Xeon Platinum 8160 @ 2.10GHz				28,825	394	24.43	\$1,179.91
Intel Xeon Platinum 8167M @ 2.00GHz				25,396	492	NA	NA
Intel Xeon Platinum 8168 @ 2.70GHz				33,099	315	25.48	\$1,298.95

CPU Name				CPU Mark (higher is better)	Rank (lower is better)	CPU Value (higher is better)	Price (USD)
CPU Benchmarks	Hard Drive Benchmarks	Memory Benchmarks	PC Benchmarks	Software Marketshare	Database Benchmarks	Android Benchmarks	iOS Benchmarks
<u>Intel Xeon Platinum 8175M @ 2.50GHz</u>				26,659	461	NA	NA
<u>Intel Xeon Platinum 8176 @ 2.10GHz</u>				23,179	577	8.30	\$2,793.70*
<u>Intel Xeon Platinum 8180 @ 2.50GHz</u>				38,259	257	7.81	\$4,900.00*
<u>Intel Xeon Platinum 8180M @ 2.50GHz</u>				30,313	363	NA	NA
<u>Intel Xeon Platinum 8252C @ 3.80GHz</u>				28,147	415	NA	NA
<u>Intel Xeon Platinum 8259CL @ 2.50GHz</u>				31,403	342	NA	NA
<u>Intel Xeon Platinum 8260 @ 2.40GHz</u>				30,347	362	18.50	\$1,640.00*
<u>Intel Xeon Platinum 8260M @ 2.30GHz</u>				33,970	300	4.41	\$7,705.00*
<u>Intel Xeon Platinum 8260M @ 2.40GHz</u>				34,592	286	NA	NA
<u>Intel Xeon Platinum 8268 @ 2.90GHz</u>				34,483	291	5.74	\$6,005.98*
<u>Intel Xeon Platinum 8270 @ 2.70GHz</u>				29,986	372	8.73	\$3,433.86*
<u>Intel Xeon Platinum 8273CL @ 2.20GHz</u>				35,769	275	NA	NA
<u>Intel Xeon Platinum 8275CL @ 3.00GHz</u>				40,794	238	NA	NA
<u>Intel Xeon Platinum 8280 @ 2.70GHz</u>				32,781	319	11.15	\$2,940.00*
<u>Intel Xeon Platinum 8347C @ 2.10GHz</u>				49,386	167	NA	NA
<u>Intel Xeon Platinum 8358 @ 2.60GHz</u>				54,416	137	12.66	\$4,298.95
<u>Intel Xeon Platinum 8360Y @ 2.40GHz</u>				54,078	141	19.31	\$2,799.97*
<u>Intel Xeon Platinum 8368Q @ 2.60GHz</u>				46,681	182	NA	NA
<u>Intel Xeon Platinum 8375C @ 2.90GHz</u>				56,202	132	NA	NA
<u>Intel Xeon Platinum 8380 @ 2.30GHz</u>				62,318	89	8.54	\$7,301.00*
<u>Intel Xeon Platinum 8454H</u>				62,347	88	9.53	\$6,540.00*
<u>Intel Xeon Platinum 8461V</u>				74,982	57	16.70	\$4,491.00*
<u>Intel Xeon Platinum 8470 @2.00GHz</u>				89,850	28	9.60	\$9,359.00*
<u>Intel Xeon Platinum 8475B</u>				3,280	2476	NA	NA
<u>Intel Xeon Platinum 8481C @ 2.70GHz</u>				11,681	1177	NA	NA
<u>Intel Xeon Platinum 8488C</u>				88,667	29	NA	NA
<u>Intel Xeon Platinum 8571N</u>				68,385	70	NA	NA
<u>Intel Xeon Platinum 8575C</u>				3,342	2444	NA	NA
<u>Intel Xeon Platinum 8581C @ 2.30GHz</u>				8,040	1467	NA	NA
<u>Intel Xeon Platinum 8592+</u>				84,013	35	7.24	\$11,600.00*
<u>Intel Xeon Platinum P-8124 @ 3.00GHz</u>				22,674	595	NA	NA
<u>Intel Xeon Silver 4108 @ 1.80GHz</u>				9,070	1366	NA	NA

CPU Name					CPU Mark (higher is better)	Rank (lower is better)	CPU Value (higher is better)	Price (USD)
CPU Benchmarks	Video Card Benchmarks	Hard Drive Benchmarks	Memory Benchmarks	PC Benchmarks	Software Marketshare	Database Benchmarks	Android Benchmarks	iOS Benchmarks
Intel Xeon Silver 4112 @ 2.60GHz					6,521	1698	28.30	\$230.40
Intel Xeon Silver 4114 @ 2.20GHz					13,105	1089	819.60	\$15.99
Intel Xeon Silver 4116 @ 2.10GHz					14,796	974	194.69	\$76.00
Intel Xeon Silver 4116T @ 2.10GHz					15,187	958	13.66	\$1,112.00*
Intel Xeon Silver 4123 @ 3.00GHz					14,405	1005	NA	NA
Intel Xeon Silver 4208 @ 2.10GHz					11,198	1201	NA	NA
Intel Xeon Silver 4209T @ 2.20GHz					11,080	1209	17.07	\$649.25*
Intel Xeon Silver 4210 @ 2.20GHz					13,556	1056	NA	NA
Intel Xeon Silver 4210R @ 2.40GHz					15,175	959	NA	NA
Intel Xeon Silver 4214 @ 2.20GHz					16,278	909	60.29	\$270.00*
Intel Xeon Silver 4214R @ 2.40GHz					17,705	841	34.38	\$514.93
Intel Xeon Silver 4214Y @ 2.20GHz					16,442	901	21.92	\$750.00
Intel Xeon Silver 4215 @ 2.50GHz					14,439	999	26.55	\$543.84
Intel Xeon Silver 4215R @ 3.20GHz					14,987	964	18.66	\$803.33
Intel Xeon Silver 4216 @ 2.10GHz					20,807	679	NA	NA
Intel Xeon Silver 4216R @ 2.20GHz					24,027	540	NA	NA
Intel Xeon Silver 4309Y @ 2.80GHz					18,898	776	32.87	\$575.00
Intel Xeon Silver 4310 @ 2.10GHz					22,049	626	42.98	\$513.00
Intel Xeon Silver 4310T @ 2.30GHz					20,607	695	28.98	\$711.09
Intel Xeon Silver 4314 @ 2.40GHz					28,795	395	38.79	\$742.40
Intel Xeon Silver 4316 @ 2.30GHz					31,903	331	25.94	\$1,229.95
Intel Xeon Silver 4410T					28,759	396	39.92	\$720.34
Intel Xeon Silver 4410Y					24,843	511	44.13	\$563.00*
Intel Xeon Silver 4416+					44,140	207	37.53	\$1,176.00*
Intel Xeon Silver 4510					33,909	302	60.23	\$563.00*
Intel Xeon Silver 4510T					29,830	377	47.81	\$624.00*
Intel Xeon Silver 4514Y					31,041	348	34.70	\$894.47
Intel Xeon w3-2423					15,565	940	NA	NA
Intel Xeon w3-2425					18,882	779	35.69	\$529.00*
Intel Xeon w3-2435					26,408	466	39.47	\$669.00*
Intel Xeon w5-2445					32,212	328	38.39	\$839.00*
Intel Xeon w5-2455X					37,661	261	32.77	\$1,149.21*

CPU Name	CPU Mark (higher is better)	Rank (lower is better)	CPU Value (higher is better)	Price (USD)
----------	--------------------------------	---------------------------	---------------------------------	----------------

CPU Benchmarks

Video Card Benchmarks

Hard Drive Benchmarks

Memory Benchmarks

PC Benchmarks

Software Marketshare

Database Benchmarks

Android Benchmarks

iOS Benchmarks

<u>Intel Xeon w5-2555X</u>	51,912	149	48.56	\$1,069.00*
<u>Intel Xeon w5-2565X</u>	53,992	142	40.32	\$1,339.00*
<u>Intel Xeon w5-3423</u>	28,415	406	23.90	\$1,189.00*
<u>Intel Xeon w5-3425</u>	35,627	277	29.96	\$1,189.00*
<u>Intel Xeon w5-3433</u>	34,722	285	NA	NA
<u>Intel Xeon w5-3435X</u>	45,850	195	25.27	\$1,814.22*
<u>Intel Xeon w5-3525</u>	49,190	169	36.74	\$1,339.00*
<u>Intel Xeon w5-3535X</u>	54,276	139	32.13	\$1,689.00*
<u>Intel Xeon w7-2475X</u>	54,135	140	28.39	\$1,906.93*
<u>Intel Xeon w7-2495X</u>	58,050	118	23.23	\$2,498.80*
<u>Intel Xeon w7-2575X</u>	58,026	119	34.36	\$1,689.00*
<u>Intel Xeon w7-3445</u>	48,290	174	24.28	\$1,989.00*
<u>Intel Xeon w7-3455</u>	58,393	116	23.46	\$2,489.00*
<u>Intel Xeon w7-3465X</u>	63,562	82	22.00	\$2,889.00*
<u>Intel Xeon w7-3565X</u>	73,318	59	27.27	\$2,689.00*
<u>Intel Xeon w9-3475X</u>	64,970	80	15.96	\$4,070.00*
<u>Intel Xeon w9-3495X</u>	91,938	26	15.61	\$5,889.00*
<u>Intel Xeon w9-3575X</u>	82,589	41	21.80	\$3,789.00*
<u>Intel Xeon w9-3595X</u>	101,511	18	17.24	\$5,889.00*
<u>Intel Xeon W3503 @ 2.40GHz</u>	1,118	3804	111.93	\$9.99*
<u>Intel Xeon W3505 @ 2.53GHz</u>	1,172	3752	78.89	\$14.86*
<u>Intel Xeon W3520 @ 2.67GHz</u>	2,930	2631	49.66	\$59.00*
<u>Intel Xeon W3530 @ 2.80GHz</u>	3,079	2561	9.11	\$338.14*
<u>Intel Xeon W3540 @ 2.93GHz</u>	3,109	2548	20.86	\$149.00*
<u>Intel Xeon W3550 @ 3.07GHz</u>	3,237	2491	64.80	\$49.95*
<u>Intel Xeon W3565 @ 3.20GHz</u>	3,381	2426	56.39	\$59.95*
<u>Intel Xeon W3570 @ 3.20GHz</u>	3,267	2483	6.95	\$469.95*
<u>Intel Xeon W3580 @ 3.33GHz</u>	3,638	2339	16.96	\$214.50*
<u>Intel Xeon W3670 @ 3.20GHz</u>	6,411	1720	21.72	\$295.19*
<u>Intel Xeon W3680 @ 3.33GHz</u>	7,023	1611	56.16	\$125.05*
<u>Intel Xeon W3690 @ 3.47GHz</u>	7,230	1579	144.63	\$49.99*
<u>Intel Xeon W5580 @ 3.20GHz</u>	3,407	2412	5.88	\$579.45*

CPU Name				CPU Mark (higher is better)	Rank (lower is better)	CPU Value (higher is better)	Price (USD)
Hard Drive Benchmarks	Memory Benchmarks	PC Benchmarks	Software Marketshare	Database Benchmarks	Android Benchmarks	iOS Benchmarks	
Intel Xeon W-1250E @ 3.50GHz				12,212	1144	46.97	\$260.00*
Intel Xeon W-1250P @ 4.10GHz				14,355	1011	44.65	\$321.50*
Intel Xeon W-1270 @ 3.40GHz				17,525	848	48.41	\$362.00*
Intel Xeon W-1270E @ 3.40GHz				18,635	790	50.78	\$367.00*
Intel Xeon W-1270P @ 3.80GHz				16,959	882	36.04	\$470.52*
Intel Xeon W-1270TE @ 2.00GHz				13,553	1057	36.93	\$367.00*
Intel Xeon W-1290 @ 3.20GHz				20,073	727	34.10	\$588.67*
Intel Xeon W-1290E @ 3.50GHz				18,919	775	37.84	\$500.00*
Intel Xeon W-1290P @ 3.70GHz				22,440	605	34.56	\$649.40*
Intel Xeon W-1290T @ 1.90GHz				18,409	803	37.27	\$494.00*
Intel Xeon W-1290TE @ 1.80GHz				14,505	994	26.28	\$552.00*
Intel Xeon W-1350 @ 3.30GHz				18,831	782	56.05	\$335.99*
Intel Xeon W-1350P @ 4.00GHz				19,579	743	52.60	\$372.23*
Intel Xeon W-1370 @ 2.90GHz				22,926	584	48.88	\$468.99*
Intel Xeon W-1370P @ 3.60GHz				22,522	600	44.25	\$508.99*
Intel Xeon W-1390 @ 2.80GHz				23,902	545	41.64	\$573.99*
Intel Xeon W-1390P @ 3.50GHz				25,159	499	NA	NA
Intel Xeon W-2102 @ 2.90GHz				5,030	2010	17.53	\$286.99*
Intel Xeon W-2104 @ 3.20GHz				5,531	1902	21.69	\$255.00*
Intel Xeon W-2123 @ 3.60GHz				8,499	1410	19.90	\$427.11*
Intel Xeon W-2125 @ 4.00GHz				10,060	1274	23.40	\$429.95
Intel Xeon W-2133 @ 3.60GHz				12,685	1116	20.56	\$617.00*
Intel Xeon W-2135 @ 3.70GHz				14,409	1004	14.30	\$1,007.70*
Intel Xeon W-2140B @ 3.20GHz				17,340	863	NA	NA
Intel Xeon W-2145 @ 3.70GHz				18,020	827	14.71	\$1,224.67*
Intel Xeon W-2150B @ 3.00GHz				20,530	699	NA	NA
Intel Xeon W-2155 @ 3.30GHz				21,109	666	13.79	\$1,530.39*
Intel Xeon W-2170B @ 2.50GHz				24,204	535	NA	NA
Intel Xeon W-2175 @ 2.50GHz				23,383	566	54.13	\$432.00*
Intel Xeon W-2191B @ 2.30GHz				28,376	407	NA	NA
Intel Xeon W-2195 @ 2.30GHz				27,914	422	9.97	\$2,800.00*
Intel Xeon W-2223 @ 3.60GHz				8,526	1405	17.67	\$482.56*

CPU Name				CPU Mark (higher is better)	Rank (lower is better)	CPU Value (higher is better)	Price (USD)
Video Cards	Hard Drive Benchmarks	Memory Benchmarks	PC Benchmarks	Software Marketshare	Database Benchmarks	Android Benchmarks	iOS Benchmarks
Intel Xeon W-2245 @ 3.90GHz				19,418	756	28.20	\$688.56
Intel Xeon W-2255 @ 3.70GHz				22,400	607	42.67	\$525.00
Intel Xeon W-2265 @ 3.50GHz				25,601	489	38.61	\$663.00
Intel Xeon W-2275 @ 3.30GHz				27,851	424	33.16	\$840.00
Intel Xeon W-2295 @ 3.00GHz				30,876	351	19.25	\$1,603.54
Intel Xeon W-3175X @ 3.10GHz				45,736	197	15.05	\$3,039.28*
Intel Xeon W-3223 @ 3.50GHz				16,974	878	20.69	\$820.55*
Intel Xeon W-3225 @ 3.70GHz				18,251	812	13.84	\$1,319.00*
Intel Xeon W-3235 @ 3.30GHz				25,569	490	12.79	\$1,998.95*
Intel Xeon W-3245 @ 3.20GHz				30,977	349	11.54	\$2,683.99*
Intel Xeon W-3245M @ 3.20GHz				27,564	433	5.51	\$5,002.00*
Intel Xeon W-3265 @ 2.70GHz				30,105	370	6.61	\$4,551.37*
Intel Xeon W-3265M @ 2.70GHz				34,147	297	5.37	\$6,353.00*
Intel Xeon W-3275 @ 2.50GHz				40,931	237	8.36	\$4,894.00*
Intel Xeon W-3275M @ 2.50GHz				40,465	242	5.43	\$7,453.00*
Intel Xeon W-3323 @ 3.50GHz				27,822	427	29.32	\$949.00*
Intel Xeon W-3335 @ 3.40GHz				39,293	247	30.25	\$1,299.00*
Intel Xeon W-3345 @ 3.00GHz				46,019	192	18.42	\$2,499.00*
Intel Xeon W-3365 @ 2.70GHz				59,038	107	15.33	\$3,851.00*
Intel Xeon W-3375 @ 2.50GHz				59,091	105	13.13	\$4,499.00*
Intel Xeon W-10855M @ 2.80GHz				12,514	1125	27.81	\$450.00*
Intel Xeon W-10885M @ 2.40GHz				15,557	941	24.97	\$623.00*
Intel Xeon W-11155MLE @ 1.80GHz				8,502	1409	35.13	\$242.00*
Intel Xeon W-11555MLE @ 1.90GHz				12,591	1121	36.18	\$348.00*
Intel Xeon W-11555MRE @ 2.60GHz				17,484	853	53.63	\$326.00*
Intel Xeon W-11855M @ 3.20GHz				17,914	832	39.81	\$450.00*
Intel Xeon W-11865MLE @ 1.50GHz				15,917	926	34.08	\$467.00*
Intel Xeon W-11865MRE @ 2.60GHz				19,589	742	40.81	\$480.00*
Intel Xeon W-11955M @ 2.60GHz				22,295	610	35.79	\$623.00*
Intel Xeon X3210 @ 2.13GHz				1,293	3633	6.96	\$185.71*
Intel Xeon X3220 @ 2.40GHz				1,973	3153	29.83	\$66.14*
Intel Xeon X3230 @ 2.66GHz				2,052	3103	5.86	\$349.95*

CPU Name				CPU Mark (higher is better)	Rank (lower is better)	CPU Value (higher is better)	Price (USD)
Video Cards	Hard Drive Benchmarks	Memory Benchmarks	PC Benchmarks	Software Marketshare	Database Benchmarks	Android Benchmarks	iOS Benchmarks
Intel Xeon X3330 @ 2.66GHz				2,075	3089	9.88	\$210.00*
Intel Xeon X3350 @ 2.66GHz				2,263	2976	37.73	\$59.99*
Intel Xeon X3353 @ 2.66GHz				2,283	2960	31.06	\$73.50*
Intel Xeon X3360 @ 2.83GHz				2,424	2881	60.62	\$39.99*
Intel Xeon X3363 @ 2.83GHz				2,370	2914	27.06	\$87.60*
Intel Xeon X3370 @ 3.00GHz				2,505	2832	62.63	\$40.00*
Intel Xeon X3380 @ 3.16GHz				2,568	2798	5.04	\$509.95*
Intel Xeon X3430 @ 2.40GHz				2,322	2939	14.05	\$165.23*
Intel Xeon X3440 @ 2.53GHz				2,771	2693	64.44	\$43.00*
Intel Xeon X3450 @ 2.67GHz				2,869	2655	73.56	\$39.00*
Intel Xeon X3460 @ 2.80GHz				2,972	2615	40.69	\$73.04*
Intel Xeon X3470 @ 2.93GHz				3,284	2474	34.73	\$94.56*
Intel Xeon X3480 @ 3.07GHz				3,273	2480	NA	NA
Intel Xeon X5260 @ 3.33GHz				1,238	3685	95.20	\$13.00*
Intel Xeon X5270 @ 3.50GHz				1,524	3477	NA	NA
Intel Xeon X5272 @ 3.40GHz				1,451	3515	10.36	\$140.00*
Intel Xeon X5355 @ 2.66GHz				2,033	3115	6.78	\$299.95*
Intel Xeon X5365 @ 3.00GHz				2,331	2936	17.94	\$129.95*
Intel Xeon X5450 @ 3.00GHz				2,413	2885	40.90	\$59.01*
Intel Xeon X5460 @ 3.16GHz				2,582	2786	11.76	\$219.55*
Intel Xeon X5470 @ 3.33GHz				2,919	2636	16.22	\$179.95*
Intel Xeon X5472 @ 3.00GHz				2,197	3020	9.76	\$225.00*
Intel Xeon X5482 @ 3.20GHz				2,755	2699	27.56	\$99.95*
Intel Xeon X5492 @ 3.40GHz				2,912	2638	2.09	\$1,391.29*
Intel Xeon X5550 @ 2.67GHz				3,027	2577	30.89	\$98.00*
Intel Xeon X5560 @ 2.80GHz				3,204	2512	32.04	\$100.00*
Intel Xeon X5570 @ 2.93GHz				3,300	2465	33.00	\$100.00*
Intel Xeon X5647 @ 2.93GHz				4,441	2114	222.81	\$19.93*
Intel Xeon X5650 @ 2.67GHz				5,726	1848	573.77	\$9.98*
Intel Xeon X5660 @ 2.80GHz				5,975	1810	598.66	\$9.98*
Intel Xeon X5667 @ 3.07GHz				4,659	2068	258.26	\$18.04*
Intel Xeon X5670 @ 2.93GHz				6,142	1771	61.42	\$100.00*

CPU Name				CPU Mark (higher is better)	Rank (lower is better)	CPU Value (higher is better)	Price (USD)
Hard Drive Benchmarks	Memory Benchmarks	PC Benchmarks	Software Marketshare	Database Benchmarks	Android Benchmarks	iOS Benchmarks	
<u>Intel Xeon X5677 @ 3.47GHz</u>				5,053	2007	45.94	\$110.00*
<u>Intel Xeon X5679 @ 3.20GHz</u>				7,095	1598	NA	NA
<u>Intel Xeon X5680 @ 3.33GHz</u>				6,865	1639	NA	NA
<u>Intel Xeon X5687 @ 3.60GHz</u>				5,325	1951	28.04	\$189.95*
<u>Intel Xeon X5690 @ 3.47GHz</u>				7,035	1609	17.68	\$398.02
<u>Intel Xeon X5698 @ 4.40GHz</u>				3,447	2394	NA	NA
<u>Intel Xeon X6550 @ 2.00GHz</u>				1,936	3177	24.50	\$79.00*
<u>JLQ JR510</u>				1,044	3888	NA	NA
<u>lisa based Qualcomm Technologies, Inc. SM7325</u>				5,456	1924	NA	NA
<u>M7221</u>				760	4194	NA	NA
<u>Manta</u>				356	4659	NA	NA
<u>Mars based on Qualcomm Technologies, Inc SM8350</u>				5,230	1972	NA	NA
<u>MediaTek Dimensity 900 (MT6877)</u>				4,838	2039	NA	NA
<u>MediaTek Dimensity 1000+ (MT6889)</u>				4,805	2046	NA	NA
<u>Mediatek Dimensity 7025 (MT6855)</u>				4,570	2086	NA	NA
<u>Mediatek Dimensity 7200-Pro (MT6886)</u>				4,728	2056	NA	NA
<u>Mediatek Dimensity 7300-Ultra (MT6878)</u>				6,366	1727	NA	NA
<u>Mediatek Dimensity 8200-Ultimate (MT6896)</u>				7,418	1544	NA	NA
<u>Mediatek Dimensity 8350 (MT6897)</u>				7,433	1543	NA	NA
<u>Mediatek Dimensity 8400-Turbo (MT6899)</u>				8,949	1373	NA	NA
<u>Mediatek Dimensity 9200 (MT6985)</u>				7,938	1478	NA	NA
<u>Mediatek DM700</u>				4,471	2108	NA	NA
<u>MediaTek G70 (MT6769V/CB)</u>				2,441	2870	NA	NA
<u>MediaTek G70 (MT6769V/WB)</u>				2,192	3024	NA	NA
<u>MediaTek G80 (MT6769T)</u>				2,562	2804	NA	NA
<u>MediaTek G80 (MT6769V/CT)</u>				2,492	2840	NA	NA
<u>MediaTek G80 (MT6769V/CU)</u>				2,724	2712	NA	NA
<u>MediaTek G85 (MT6769Z)</u>				2,756	2697	NA	NA
<u>MediaTek G88 (MT6769H)</u>				2,742	2704	NA	NA
<u>MediaTek G99 Ultimate (MT6789)</u>				4,266	2161	NA	NA
<u>MediaTek Kompanio 520/528 (MT8186/MT8186T)</u>				3,691	2322	NA	NA
<u>MediaTek MT6735</u>				584	4411	NA	NA

CPU Name	CPU Mark (higher is better)	Rank (lower is better)	CPU Value (higher is better)	Price (USD)
----------	--------------------------------	---------------------------	---------------------------------	----------------

CPU Benchmarks

Video Card Benchmarks

Hard Drive Benchmarks

Memory Benchmarks

PC Benchmarks

Software Marketshare

Database Benchmarks

Android Benchmarks

iOS Benchmarks

<u>MediaTek MT6737T</u>	689	4290	NA	NA
<u>Mediatek MT6739</u>	680	4299	NA	NA
<u>MediaTek MT6739WA</u>	400	4614	NA	NA
<u>MediaTek MT6739WW</u>	439	4559	NA	NA
<u>MediaTek MT6750</u>	1,047	3884	NA	NA
<u>MediaTek MT6750T</u>	1,187	3736	NA	NA
<u>MediaTek MT6750V/WT</u>	1,153	3776	NA	NA
<u>MediaTek MT6753</u>	983	3950	NA	NA
<u>MediaTek MT6753T</u>	1,149	3783	NA	NA
<u>MediaTek MT6757CD</u>	1,786	3287	NA	NA
<u>MediaTek MT6757V</u>	1,846	3239	NA	NA
<u>Mediatek MT6761</u>	1,163	3764	NA	NA
<u>Mediatek MT6761V/CAB</u>	1,074	3854	NA	NA
<u>MediaTek MT6761V/WBB</u>	797	4150	NA	NA
<u>Mediatek MT6761V/WD</u>	762	4191	NA	NA
<u>MediaTek MT6761V/WE</u>	757	4199	NA	NA
<u>Mediatek MT6762</u>	1,843	3243	NA	NA
<u>MediaTek MT6762G</u>	1,235	3687	NA	NA
<u>MediaTek MT6762V/CA</u>	1,289	3637	NA	NA
<u>MediaTek MT6762V/CB</u>	1,621	3390	NA	NA
<u>MediaTek MT6762V/CN</u>	611	4379	NA	NA
<u>MediaTek MT6762V/WA</u>	1,471	3502	NA	NA
<u>MediaTek MT6762V/WB</u>	1,456	3510	NA	NA
<u>MediaTek MT6762V/WD</u>	1,576	3426	NA	NA
<u>MediaTek MT6762V/WR</u>	1,551	3448	NA	NA
<u>MediaTek MT6763V/CE</u>	2,130	3060	NA	NA
<u>MediaTek MT6763V/V</u>	1,578	3423	NA	NA
<u>Mediatek MT6765</u>	1,706	3333	NA	NA
<u>MediaTek MT6765G</u>	1,663	3365	NA	NA
<u>Mediatek MT6765H</u>	2,064	3098	NA	NA
<u>MediaTek MT6765V/CA</u>	1,844	3241	NA	NA
<u>MediaTek MT6765V/CB</u>	1,898	3209	NA	NA

CPU Name				CPU Mark (higher is better)	Rank (lower is better)	CPU Value (higher is better)	Price (USD)
Hard Drive Benchmarks	Memory Benchmarks	PC Benchmarks	Software Marketshare	Database Benchmarks	Android Benchmarks	iOS Benchmarks	
<u>Mediatek MT6765V/XBA</u>				1,670	3358	NA	NA
<u>Mediatek MT6768</u>				2,865	2656	NA	NA
<u>Mediatek MT6768G</u>				3,232	2496	NA	NA
<u>MediaTek MT6768V/CA</u>				2,346	2926	NA	NA
<u>Mediatek MT6769</u>				2,940	2625	NA	NA
<u>Mediatek MT6769V/CB</u>				3,066	2567	NA	NA
<u>MediaTek MT6771V/C</u>				2,675	2738	NA	NA
<u>MediaTek MT6771V/CT</u>				2,666	2744	NA	NA
<u>MediaTek MT6771V/W</u>				2,451	2861	NA	NA
<u>MediaTek MT6771V/WM</u>				2,225	3007	NA	NA
<u>MediaTek MT6771V/WT</u>				2,387	2900	NA	NA
<u>Mediatek MT6779</u>				3,430	2402	NA	NA
<u>MediaTek MT6779V/CE</u>				3,103	2553	NA	NA
<u>MediaTek MT6779V/CU</u>				2,683	2733	NA	NA
<u>MediaTek MT6779V/CV</u>				2,712	2719	NA	NA
<u>Mediatek MT6781</u>				3,857	2272	NA	NA
<u>Mediatek MT6781V/CD</u>				3,746	2308	NA	NA
<u>Mediatek MT6781V/CDZAMB-H</u>				4,201	2176	NA	NA
<u>Mediatek MT6785</u>				3,825	2280	NA	NA
<u>MediaTek MT6785V/CC</u>				3,414	2409	NA	NA
<u>MediaTek MT6785V/CD</u>				3,660	2331	NA	NA
<u>Mediatek MT6789V/CD</u>				4,268	2159	NA	NA
<u>MediaTek MT6797</u>				1,903	3204	NA	NA
<u>MediaTek MT6797T</u>				1,605	3404	NA	NA
<u>MediaTek MT6797X</u>				2,212	3010	NA	NA
<u>Mediatek MT6833</u>				4,082	2209	NA	NA
<u>Mediatek MT6833G</u>				4,532	2095	NA	NA
<u>Mediatek MT6833GP</u>				4,400	2123	NA	NA
<u>Mediatek MT6833P</u>				3,700	2316	NA	NA
<u>Mediatek MT6833V/NZA</u>				3,636	2341	NA	NA
<u>Mediatek MT6833V/PNZA</u>				4,084	2207	NA	NA
<u>Mediatek MT6833V/ZA</u>				4,224	2169	NA	NA

CPU Name					CPU Mark (higher is better)	Rank (lower is better)	CPU Value (higher is better)	Price (USD)
CPU Benchmarks	Video Card Benchmarks	Hard Drive Benchmarks	Memory Benchmarks	PC Benchmarks	Software Marketshare	Database Benchmarks	Android Benchmarks	iOS Benchmarks
<u>Mediatek MT6853V/TNZA</u>					4,161	2183	NA	NA
<u>MediaTek MT6873</u>					4,087	2206	NA	NA
<u>Mediatek MT6875</u>					5,258	1963	NA	NA
<u>Mediatek MT6877V/TTZA</u>					4,990	2018	NA	NA
<u>Mediatek MT6877V/TZA</u>					4,725	2057	NA	NA
<u>Mediatek MT6879V/ZA</u>					4,577	2084	NA	NA
<u>Mediatek MT6879V _T/ZA</u>					5,222	1973	NA	NA
<u>Mediatek MT6883Z/CZA</u>					6,413	1719	NA	NA
<u>Mediatek MT6891</u>					5,528	1904	NA	NA
<u>Mediatek MT6891Z/CZA</u>					6,644	1673	NA	NA
<u>Mediatek MT6891Z _T/CZA</u>					7,160	1587	NA	NA
<u>Mediatek MT6891Z _Z/CZA</u>					6,545	1694	NA	NA
<u>Mediatek MT6893</u>					6,288	1747	NA	NA
<u>Mediatek MT6893Z _T/CZA</u>					6,436	1712	NA	NA
<u>MediaTek MT6895</u>					7,615	1511	NA	NA
<u>Mediatek MT6895Z/TCZA</u>					6,744	1659	NA	NA
<u>Mediatek MT6895Z _A/TCZA</u>					7,594	1516	NA	NA
<u>Mediatek MT6895Z _B/TCZA</u>					7,044	1607	NA	NA
<u>MediaTek MT6983</u>					6,676	1671	NA	NA
<u>Mediatek MT6983W/CZA</u>					9,136	1356	NA	NA
<u>Mediatek MT6983Z/CZA</u>					7,726	1503	NA	NA
<u>Mediatek MT6989</u>					10,792	1231	NA	NA
<u>Mediatek MT6991</u>					13,006	1098	NA	NA
<u>MediaTek MT8163</u>					612	4376	NA	NA
<u>MediaTek MT8166B</u>					957	3970	NA	NA
<u>MediaTek MT8167B</u>					403	4609	NA	NA
<u>MediaTek MT8168</u>					1,029	3901	NA	NA
<u>MediaTek MT8168A</u>					712	4258	NA	NA
<u>Mediatek MT8168B</u>					795	4154	NA	NA
<u>Mediatek MT8173</u>					1,366	3578	NA	NA
<u>Mediatek MT8175B</u>					592	4399	NA	NA
<u>MediaTek MT8183</u>					2,581	2788	NA	NA

CPU Name					CPU Mark (higher is better)	Rank (lower is better)	CPU Value (higher is better)	Price (USD)
CPU Benchmarks	Video Card Benchmarks	Hard Drive Benchmarks	Memory Benchmarks	PC Benchmarks	Software Marketshare	Database Benchmarks	Android Benchmarks	iOS Benchmarks
<u>Mediatek MT8195</u>					8,419	1417	NA	NA
<u>Mediatek MT8365</u>					1,214	3708	NA	NA
<u>Mediatek MT8370AV/A</u>					4,107	2198	NA	NA
<u>Mediatek MT8390AV/A</u>					4,509	2098	NA	NA
<u>Mediatek MT8696</u>					740	4226	NA	NA
<u>MediaTek MT8735B</u>					418	4582	NA	NA
<u>Mediatek MT8765WA</u>					564	4435	NA	NA
<u>Mediatek MT8766A</u>					979	3954	NA	NA
<u>Mediatek MT8766B</u>					1,174	3749	NA	NA
<u>Mediatek MT8768A</u>					1,524	3476	NA	NA
<u>MediaTek MT8768CT</u>					2,037	3112	NA	NA
<u>Mediatek MT8768CX</u>					2,274	2967	NA	NA
<u>Mediatek MT8768N</u>					2,382	2906	NA	NA
<u>MediaTek MT8768WA</u>					1,706	3334	NA	NA
<u>Mediatek MT8768WE</u>					1,667	3361	NA	NA
<u>MediaTek MT8768WT</u>					1,998	3141	NA	NA
<u>Mediatek MT8771V/PZA</u>					4,414	2121	NA	NA
<u>Mediatek MT8781V/CA</u>					4,104	2200	NA	NA
<u>Mediatek MT8781V/NA</u>					4,316	2147	NA	NA
<u>Mediatek MT8786</u>					2,167	3039	NA	NA
<u>Mediatek MT8786V/CT</u>					3,301	2464	NA	NA
<u>Mediatek MT8786V/N</u>					3,164	2523	NA	NA
<u>Mediatek MT8788</u>					3,317	2455	NA	NA
<u>Mediatek MT8789</u>					6,640	1674	NA	NA
<u>Mediatek MT8789V/CT</u>					3,946	2242	NA	NA
<u>Mediatek MT8789V/T</u>					4,293	2152	NA	NA
<u>Mediatek MT8791V/TN</u>					4,858	2035	NA	NA
<u>Mediatek MT8792</u>					8,215	1440	NA	NA
<u>Mediatek MT8797Z/CNZA</u>					7,264	1575	NA	NA
<u>Mediatek MT8798Z/CNZA</u>					9,110	1360	NA	NA
<u>Mediatek t50</u>					948	3986	NA	NA
<u>Microsoft SQ1 @ 3.0 GHz</u>					5,957	1812	NA	NA

CPU Name					CPU Mark (higher is better)	Rank (lower is better)	CPU Value (higher is better)	Price (USD)
CPU Benchmarks	Video Card Benchmarks	Hard Drive Benchmarks	Memory Benchmarks	PC Benchmarks	Software Marketshare	Database Benchmarks	Android Benchmarks	iOS Benchmarks
<u>Mobile AMD Athlon 4 2400+</u>					233	4845	NA	NA
<u>Mobile AMD Athlon 64 3200+</u>					326	4709	NA	NA
<u>Mobile AMD Athlon 64 3400+</u>					333	4698	NA	NA
<u>Mobile AMD Athlon 64 3700+</u>					356	4658	NA	NA
<u>Mobile AMD Athlon 64 4000+</u>					313	4730	NA	NA
<u>Mobile AMD Athlon 2500+</u>					241	4827	NA	NA
<u>Mobile AMD Athlon MP-M 1800+</u>					173	4935	NA	NA
<u>Mobile AMD Athlon MP-M 2400+</u>					192	4908	NA	NA
<u>Mobile AMD Athlon XP-M 1600+</u>					169	4939	NA	NA
<u>Mobile AMD Athlon XP-M 1800+</u>					193	4903	NA	NA
<u>Mobile AMD Athlon XP-M 2000+</u>					196	4896	NA	NA
<u>Mobile AMD Athlon XP-M 2200+</u>					237	4837	NA	NA
<u>Mobile AMD Athlon XP-M 2400+</u>					225	4857	NA	NA
<u>Mobile AMD Athlon XP-M 2500+</u>					226	4856	NA	NA
<u>Mobile AMD Athlon XP-M 2600+</u>					241	4826	NA	NA
<u>Mobile AMD Athlon XP-M 2800+</u>					238	4835	NA	NA
<u>Mobile AMD Athlon XP-M 3000+</u>					238	4833	NA	NA
<u>Mobile AMD Sempron 2100+</u>					164	4945	NA	NA
<u>Mobile AMD Sempron 2600+</u>					256	4806	NA	NA
<u>Mobile AMD Sempron 2800+</u>					237	4839	NA	NA
<u>Mobile AMD Sempron 3000+</u>					269	4792	NA	NA
<u>Mobile AMD Sempron 3100+</u>					277	4779	NA	NA
<u>Mobile AMD Sempron 3200+</u>					245	4820	NA	NA
<u>Mobile AMD Sempron 3300+</u>					294	4754	NA	NA
<u>Mobile AMD Sempron 3400+</u>					269	4789	NA	NA
<u>Mobile AMD Sempron 3500+</u>					269	4791	NA	NA
<u>Mobile AMD Sempron 3600+</u>					284	4768	NA	NA
<u>Mobile AMD Sempron 3800+</u>					335	4689	NA	NA
<u>Mobile Intel Celeron 1.70GHz</u>					118	5007	NA	NA
<u>Mobile Intel Celeron 1.80GHz</u>					121	5002	NA	NA
<u>Mobile Intel Celeron 2.00GHz</u>					133	4988	NA	NA
<u>Mobile Intel Celeron 2.20GHz</u>					147	4970	NA	NA

CPU Name					CPU Mark (higher is better)	Rank (lower is better)	CPU Value (higher is better)	Price (USD)
CPU Benchmarks	Video Card Benchmarks	Hard Drive Benchmarks	Memory Benchmarks	PC Benchmarks	Software Marketshare	Database Benchmarks	Android Benchmarks	iOS Benchmarks
<u>Mobile Intel Pentium 4 2.66GHz</u>					182	4923	NA	NA
<u>Mobile Intel Pentium 4 2.80GHz</u>					205	4882	NA	NA
<u>Mobile Intel Pentium 4 3.06GHz</u>					220	4866	NA	NA
<u>Mobile Intel Pentium 4 3.20GHz</u>					232	4848	NA	NA
<u>Mobile Intel Pentium 4 3.33GHz</u>					344	4671	NA	NA
<u>Mobile Intel Pentium 4 - M 1.70GHz</u>					121	5001	1.92	\$63.16
<u>Mobile Intel Pentium 4 - M 1.80GHz</u>					119	5005	NA	NA
<u>Mobile Intel Pentium 4 - M 2.00GHz</u>					138	4983	NA	NA
<u>Mobile Intel Pentium 4 - M 2.20GHz</u>					143	4973	NA	NA
<u>Mobile Intel Pentium 4 - M 2.40GHz</u>					139	4978	NA	NA
<u>Mobile Intel Pentium III - M 933MHz</u>					130	4993	NA	NA
<u>Mobile Intel Pentium III - M 1200MHz</u>					146	4971	NA	NA
<u>mocha</u>					1,125	3799	NA	NA
<u>Montage Jintide C4215R</u>					14,672	983	NA	NA
<u>Montage Jintide C5418Y</u>					49,045	170	NA	NA
<u>msm8960dt</u>					306	4738	NA	NA
<u>MT3561S</u>					723	4246	NA	NA
<u>MT5893</u>					702	4276	NA	NA
<u>MT6580</u>					394	4617	NA	NA
<u>MT6592</u>					521	4484	NA	NA
<u>MT6592T</u>					1,056	3875	NA	NA
<u>MT6735M</u>					308	4736	NA	NA
<u>MT6735P</u>					384	4634	NA	NA
<u>MT6737H</u>					528	4479	NA	NA
<u>MT6738</u>					692	4285	NA	NA
<u>MT6739CH</u>					533	4470	NA	NA
<u>MT6739WM</u>					338	4684	NA	NA
<u>MT6750V/C</u>					1,381	3572	NA	NA
<u>MT6750V/CS</u>					955	3974	NA	NA
<u>MT6750V/CT</u>					1,544	3454	NA	NA
<u>MT6750V/DN</u>					1,271	3654	NA	NA
<u>MT6750V/W</u>					845	4098	NA	NA

CPU Name					CPU Mark (higher is better)	Rank (lower is better)	CPU Value (higher is better)	Price (USD)
CPU Benchmarks	Video Card Benchmarks	Hard Drive Benchmarks	Memory Benchmarks	PC Benchmarks	Software Marketshare	Database Benchmarks	Android Benchmarks	iOS Benchmarks
MT6752M					1,735	3317	NA	NA
MT6755					1,278	3647	NA	NA
MT6755BM					1,070	3860	NA	NA
MT6755M					1,229	3690	NA	NA
MT6755V/BM					1,219	3701	NA	NA
MT6755V/C					1,554	3446	NA	NA
MT6755V/W					1,608	3401	NA	NA
MT6755V/WM					1,090	3832	NA	NA
MT6755V/WS					1,389	3563	NA	NA
MT6757W					1,941	3174	NA	NA
MT6757WD					1,771	3301	NA	NA
MT6757WH					1,161	3765	NA	NA
MT6761V/CAB					818	4125	NA	NA
MT6761V/CBB					910	4022	NA	NA
MT6761V/CD					784	4167	NA	NA
MT6761V/WAB					816	4126	NA	NA
MT6761V/WD					580	4415	NA	NA
MT6762					1,735	3318	NA	NA
mt6762m					538	4463	NA	NA
MT6762V/CR					1,022	3910	NA	NA
MT6763V/B					1,633	3382	NA	NA
MT6763V/CT					1,794	3281	NA	NA
MT6763V/WT					1,375	3575	NA	NA
MT6765					1,825	3253	NA	NA
MT6765H					2,132	3058	NA	NA
MT6765V/WA					1,820	3258	NA	NA
MT6765V/WB					1,913	3187	NA	NA
MT6768G					2,838	2668	NA	NA
MT6769V					2,229	3004	NA	NA
MT6771V/CL					3,079	2562	NA	NA
MT6771V/WL					2,299	2952	NA	NA
mt6779					2,251	2988	NA	NA

CPU Name					CPU Mark (higher is better)	Rank (lower is better)	CPU Value (higher is better)	Price (USD)
CPU Benchmarks	Video Card Benchmarks	Hard Drive Benchmarks	Memory Benchmarks	PC Benchmarks	Software Marketshare	Database Benchmarks	Android Benchmarks	iOS Benchmarks
MT6785					3,558	2359	NA	NA
MT6795					1,290	3635	NA	NA
MT6795M					968	3962	NA	NA
MT6795MM					618	4370	NA	NA
MT6797D					758	4196	NA	NA
MT6797M					2,162	3044	NA	NA
MT6833					3,784	2293	NA	NA
MT6833GP					3,238	2490	NA	NA
MT6833P					4,158	2184	NA	NA
MT6833V/NZA					3,641	2338	NA	NA
MT6833V/PNZA					4,178	2180	NA	NA
MT6833V/ZA					4,113	2197	NA	NA
MT6853V/NZA					3,330	2448	NA	NA
MT6853V/TNZA					3,616	2347	NA	NA
MT6853V/ZA					3,505	2376	NA	NA
MT6875					4,393	2128	NA	NA
MT6877T					4,548	2089	NA	NA
MT6877V/TTZA					5,253	1964	NA	NA
MT6877V/TZA					4,824	2043	NA	NA
MT6883Z/CZA					5,665	1868	NA	NA
MT6891					5,817	1833	NA	NA
MT6891Z/CZA					6,025	1800	NA	NA
MT6893					5,102	1995	NA	NA
MT6893Z/CZA					6,467	1707	NA	NA
MT6893Z_A/CZA					6,050	1795	NA	NA
MT6893Z_B/CZA					6,371	1724	NA	NA
MT6893Z_C/CZA					6,139	1773	NA	NA
MT6893Z_D/CZA					5,701	1855	NA	NA
MT6893Z_Z/CZA					6,485	1703	NA	NA
MT6969T					2,228	3005	NA	NA
MT8127					429	4568	NA	NA
MT8161A					818	4124	NA	NA

CPU Name					CPU Mark (higher is better)	Rank (lower is better)	CPU Value (higher is better)	Price (USD)
CPU Benchmarks	Video Card Benchmarks	Hard Drive Benchmarks	Memory Benchmarks	PC Benchmarks	Software Marketshare	Database Benchmarks	Android Benchmarks	iOS Benchmarks
MT8165					950	3983	NA	NA
MT8167A					478	4529	NA	NA
MT8167D					532	4471	NA	NA
MT8168B					1,050	3882	NA	NA
MT8168M					881	4048	NA	NA
MT8169A					1,990	3147	NA	NA
MT8173					804	4142	NA	NA
MT8175B					1,199	3723	NA	NA
MT8176					1,406	3550	NA	NA
MT8188JV/A					5,120	1990	NA	NA
MT8195AV/ZA					5,735	1846	NA	NA
MT8365					889	4041	NA	NA
MT8395AV/ZA					2,410	2888	NA	NA
MT8667					3,230	2498	NA	NA
MT8696					738	4227	NA	NA
MT8732T					1,081	3847	NA	NA
MT8735					662	4323	NA	NA
MT8735A					655	4330	NA	NA
MT8735M					388	4628	NA	NA
MT8735P					572	4421	NA	NA
MT8735T					704	4272	NA	NA
MT8765WA					567	4428	NA	NA
MT8765WB					454	4552	NA	NA
MT8766A					956	3971	NA	NA
MT8766B					832	4114	NA	NA
MT8768CA					1,912	3189	NA	NA
MT8768WB					1,074	3855	NA	NA
MT8768WD					1,122	3801	NA	NA
MT8768WE					1,350	3594	NA	NA
MT8771V/PZA					4,723	2058	NA	NA
MT8783					1,039	3892	NA	NA
MT8786V/CA					3,137	2537	NA	NA

CPU Name					CPU Mark (higher is better)	Rank (lower is better)	CPU Value (higher is better)	Price (USD)
CPU Benchmarks	Video Card Benchmarks	Hard Drive Benchmarks	Memory Benchmarks	PC Benchmarks	Software Marketshare	Database Benchmarks	Android Benchmarks	iOS Benchmarks
MT8789V/CT					4,119	2193	NA	NA
MT8789V/T					4,104	2201	NA	NA
MT8797Z/CNZA					6,550	1687	NA	NA
MT9950					845	4097	NA	NA
MTK6757					1,158	3769	NA	NA
MTK8257					842	4101	NA	NA
Nakamichi					353	4663	NA	NA
Nvidia Tegra T132					1,224	3695	NA	NA
Nvidia Tegra T210					1,746	3312	NA	NA
nxp IMX8MP					868	4067	NA	NA
nxp IMX8MQ					831	4115	NA	NA
Odin based on Qualcomm Technologies, Inc SM8350					6,456	1710	NA	NA
OMAP4 Espresso board					98	5022	NA	NA
P22					1,908	3195	NA	NA
Pentium Dual-Core E6000 @ 3.46GHz					1,472	3501	NA	NA
Pentium Dual-Core T4200 @ 2.00GHz					775	4177	NA	NA
Pentium Dual-Core T4300 @ 2.10GHz					903	4031	NA	NA
Pentium Dual-Core T4500 @ 2.30GHz					945	3987	NA	NA
PXA1908					486	4519	NA	NA
QCT APQ8064 AWIFI					382	4637	NA	NA
QCT APQ8064 DEB					453	4553	NA	NA
QCT APQ8064 FLO					553	4448	NA	NA
QCT APQ8064 MAKO					399	4615	NA	NA
QCT APQ8064 MTP					389	4627	NA	NA
QTI MSM8937					2,142	3054	NA	NA
QTI MSM8953					2,065	3097	NA	NA
QTI QCM2290					875	4058	NA	NA
QTI QCM4290					2,512	2831	NA	NA
QTI QCM4325					2,526	2825	NA	NA
QTI QCM4490					5,308	1953	NA	NA
QTI QCM5430					4,006	2226	NA	NA
QTI QCS4490					5,119	1991	NA	NA

CPU Name					CPU Mark (higher is better)	Rank (lower is better)	CPU Value (higher is better)	Price (USD)
CPU Benchmarks	Video Card Benchmarks	Hard Drive Benchmarks	Memory Benchmarks	PC Benchmarks	Software Marketshare	Database Benchmarks	Android Benchmarks	iOS Benchmarks
QTI SDM439					1,560	3442	NA	NA
QTI SDM450					1,666	3363	NA	NA
QTI SDM660					2,610	2775	NA	NA
QTI SDM845					3,684	2326	NA	NA
QTI SG8175P					6,713	1664	NA	NA
QTI SM611					3,180	2518	NA	NA
QTI SM4250					2,631	2764	NA	NA
QTI SM4350					3,697	2319	NA	NA
QTI SM4375					3,940	2243	NA	NA
QTI SM4450					4,205	2174	NA	NA
QTI SM6115					2,901	2641	NA	NA
QTI SM6125					2,855	2662	NA	NA
QTI SM6150					3,328	2449	NA	NA
QTI SM6225					3,500	2380	NA	NA
QTI SM6350					4,149	2186	NA	NA
QTI SM6375					4,189	2179	NA	NA
QTI SM6450					5,867	1825	NA	NA
QTI SM6450P					6,321	1739	NA	NA
QTI SM6475					6,232	1757	NA	NA
QTI SM7125					3,908	2254	NA	NA
QTI SM7150					3,748	2307	NA	NA
QTI SM7225					4,277	2155	NA	NA
QTI SM7250					4,277	2154	NA	NA
QTI SM7325					5,946	1813	NA	NA
QTI SM7350					5,610	1881	NA	NA
QTI SM7435					5,753	1843	NA	NA
QTI SM7450					5,548	1898	NA	NA
QTI SM7475					7,274	1570	NA	NA
QTI SM7550					6,760	1655	NA	NA
QTI SM7635					6,010	1802	NA	NA
QTI SM7675					8,554	1401	NA	NA
QTI SM8150					5,365	1938	NA	NA

CPU Name				CPU Mark (higher is better)	Rank (lower is better)	CPU Value (higher is better)	Price (USD)
Hard Drive Benchmarks	Memory Benchmarks	PC Benchmarks	Software Marketshare	Database Benchmarks	Android Benchmarks	iOS Benchmarks	
QTI SM8450				6,425	1715	NA	NA
QTI SM8475				7,305	1562	NA	NA
QTI SM8550				9,113	1359	NA	NA
QTI SM8635				8,392	1420	NA	NA
QTI SM8650				11,511	1185	NA	NA
QTI SM8750				12,328	1137	NA	NA
Qualcomm				1,354	3588	NA	NA
Qualcomm APQ8026				330	4703	NA	NA
Qualcomm APQ8084				605	4385	NA	NA
Qualcomm APQ 8084 (Flattened Device Tree)				720	4248	NA	NA
Qualcomm MSM8212				378	4639	NA	NA
Qualcomm MSM8226				344	4670	NA	NA
Qualcomm MSM8228				332	4702	NA	NA
Qualcomm MSM8626				294	4753	NA	NA
Qualcomm MSM8916				424	4576	NA	NA
Qualcomm MSM8917				656	4328	NA	NA
Qualcomm MSM8926				310	4733	NA	NA
Qualcomm MSM8928				367	4650	NA	NA
Qualcomm MSM8937				1,047	3885	NA	NA
Qualcomm MSM8939				1,180	3742	NA	NA
Qualcomm MSM8953				1,589	3415	NA	NA
Qualcomm MSM8956				2,127	3062	NA	NA
Qualcomm MSM8974				729	4238	NA	NA
Qualcomm MSM8974PRO-AA				721	4247	NA	NA
Qualcomm MSM8974PRO-AB				692	4284	NA	NA
Qualcomm MSM8974PRO-AC				655	4331	NA	NA
Qualcomm MSM8976				1,684	3352	NA	NA
Qualcomm MSM8992				1,268	3658	NA	NA
Qualcomm MSM8994				785	4166	NA	NA
Qualcomm MSM8996				1,455	3513	NA	NA
Qualcomm MSM8996PRO-AB				1,667	3362	NA	NA
Qualcomm MSM8998				3,532	2367	NA	NA

CPU Name					CPU Mark (higher is better)	Rank (lower is better)	CPU Value (higher is better)	Price (USD)
CPU Benchmarks	Video Card Benchmarks	Hard Drive Benchmarks	Memory Benchmarks	PC Benchmarks	Software Marketshare	Database Benchmarks	Android Benchmarks	iOS Benchmarks
<u>Qualcomm MSM 8939 HUAWEI TEXAS-A1</u>					1,085	3840	NA	NA
<u>Qualcomm MSM 8974 HAMMERHEAD (Flattened Device Tre</u>					566	4429	NA	NA
<u>Qualcomm QCM6490</u>					6,068	1791	NA	NA
<u>Qualcomm QCS6490</u>					6,239	1755	NA	NA
<u>Qualcomm SA8155P</u>					4,257	2164	NA	NA
<u>Qualcomm SA8195P</u>					4,096	2204	NA	NA
<u>Qualcomm SC7180</u>					3,978	2232	NA	NA
<u>Qualcomm SC7180P</u>					4,533	2094	NA	NA
<u>Qualcomm SDM439</u>					2,195	3021	NA	NA
<u>Qualcomm SDM450</u>					2,836	2670	NA	NA
<u>Qualcomm SDM630</u>					2,388	2899	NA	NA
<u>Qualcomm SDM660</u>					2,444	2867	NA	NA
<u>Qualcomm SDM670</u>					3,235	2492	NA	NA
<u>Qualcomm SDM845</u>					4,398	2125	NA	NA
<u>Qualcomm SM4250</u>					2,550	2812	NA	NA
<u>Qualcomm SM4350</u>					3,603	2351	NA	NA
<u>Qualcomm SM6115</u>					3,107	2549	NA	NA
<u>Qualcomm SM6125</u>					2,932	2628	NA	NA
<u>Qualcomm SM6150</u>					3,468	2390	NA	NA
<u>Qualcomm SM6225</u>					3,781	2294	NA	NA
<u>Qualcomm SM6375</u>					4,850	2037	NA	NA
<u>Qualcomm SM7125</u>					3,799	2284	NA	NA
<u>Qualcomm SM7150</u>					4,137	2190	NA	NA
<u>Qualcomm SM7250</u>					3,936	2245	NA	NA
<u>Qualcomm SM7325</u>					6,071	1788	NA	NA
<u>Qualcomm SM8150</u>					5,694	1861	NA	NA
<u>Qualcomm SM8250</u>					6,695	1667	NA	NA
<u>Qualcomm SM8350</u>					6,589	1681	NA	NA
<u>Qualcomm Snapdragon 810</u>					1,316	3618	NA	NA
<u>Qualcomm Snapdragon X Elite - X1E-78-100</u>					23,085	580	NA	NA
<u>Qualcomm Snapdragon X Elite - X1E-80-100</u>					23,372	569	NA	NA
<u>Qualcomm Snapdragon X Elite - X1E-84-100</u>					24,016	541	NA	NA

CPU Name					CPU Mark (higher is better)	Rank (lower is better)	CPU Value (higher is better)	Price (USD)
CPU Benchmarks	Video Card Benchmarks	Hard Drive Benchmarks	Memory Benchmarks	PC Benchmarks	Software Marketshare	Database Benchmarks	Android Benchmarks	iOS Benchmarks
Qualcomm Technologies, Inc 450					1,978	3151	NA	NA
Qualcomm Technologies, Inc APQ8009					346	4668	NA	NA
Qualcomm Technologies, Inc APQ8016					409	4597	NA	NA
Qualcomm Technologies, Inc APQ8017					522	4483	NA	NA
Qualcomm Technologies, Inc APQ8053					2,149	3050	NA	NA
Qualcomm Technologies, Inc APQ8076					1,673	3355	NA	NA
Qualcomm Technologies, Inc APQ8094					1,564	3436	NA	NA
Qualcomm Technologies, Inc APQ8096					1,734	3319	NA	NA
Qualcomm Technologies, Inc APQ8096pro					730	4237	NA	NA
Qualcomm Technologies, Inc ATOLL-AB					3,475	2385	NA	NA
Qualcomm Technologies, Inc BENGAL					2,449	2864	NA	NA
Qualcomm Technologies, Inc BENGAL-IOT					1,912	3190	NA	NA
Qualcomm Technologies, Inc BENGALP					2,636	2760	NA	NA
Qualcomm Technologies, Inc BENGALP-IOT					3,127	2538	NA	NA
Qualcomm Technologies, Inc KHAJE					3,405	2413	NA	NA
Qualcomm Technologies, Inc KONA					5,668	1867	NA	NA
Qualcomm Technologies, Inc KONA-IOT					6,752	1656	NA	NA
Qualcomm Technologies, Inc LAGOON					3,435	2398	NA	NA
Qualcomm Technologies, Inc LITO					3,357	2440	NA	NA
Qualcomm Technologies, Inc MSM8216					292	4757	NA	NA
Qualcomm Technologies, Inc MSM8909					291	4760	NA	NA
Qualcomm Technologies, Inc MSM8916					410	4594	NA	NA
Qualcomm Technologies, Inc MSM8917					532	4472	NA	NA
Qualcomm Technologies, Inc MSM8920					487	4516	NA	NA
Qualcomm Technologies, Inc MSM8929					560	4440	NA	NA
Qualcomm Technologies, Inc MSM8937					1,103	3820	NA	NA
Qualcomm Technologies, Inc MSM8939					959	3968	NA	NA
Qualcomm Technologies, Inc MSM8952					912	4016	NA	NA
Qualcomm Technologies, Inc MSM8953					1,830	3250	NA	NA
Qualcomm Technologies, Inc MSM8956					1,536	3460	NA	NA
Qualcomm Technologies, Inc MSM8976					1,819	3260	NA	NA
Qualcomm Technologies, Inc MSM8976SG					2,139	3056	NA	NA

CPU Name				CPU Mark (higher is better)	Rank (lower is better)	CPU Value (higher is better)	Price (USD)
Hard Drive Benchmarks	Memory Benchmarks	PC Benchmarks	Software Marketshare	Database Benchmarks	Android Benchmarks	iOS Benchmarks	
Qualcomm Technologies, Inc MSM8996				1,426	3538	NA	NA
Qualcomm Technologies, Inc MSM8996pro				1,575	3429	NA	NA
Qualcomm Technologies, Inc MSM8998				2,840	2666	NA	NA
Qualcomm Technologies, Inc QCM2150				409	4596	NA	NA
Qualcomm Technologies, Inc QCM6125				2,775	2689	NA	NA
Qualcomm Technologies, Inc QCS610				1,949	3169	NA	NA
Qualcomm Technologies, Inc QM215				461	4545	NA	NA
Qualcomm Technologies, Inc SA8195P				6,554	1686	NA	NA
Qualcomm Technologies, Inc SCUBAIOT				926	4005	NA	NA
Qualcomm Technologies, Inc SCUBAPIOT				1,123	3800	NA	NA
Qualcomm Technologies, Inc SDA429W				715	4254	NA	NA
Qualcomm Technologies, Inc SDA450				1,518	3481	NA	NA
Qualcomm Technologies, Inc SDA660				2,853	2663	NA	NA
Qualcomm Technologies, Inc SDM429				1,025	3907	NA	NA
Qualcomm Technologies, Inc SDM439				1,495	3493	NA	NA
Qualcomm Technologies, Inc SDM450				1,351	3591	NA	NA
Qualcomm Technologies, Inc SDM460				2,041	3108	NA	NA
Qualcomm Technologies, Inc SDM630				1,931	3179	NA	NA
Qualcomm Technologies, Inc SDM632				2,091	3079	NA	NA
Qualcomm Technologies, Inc SDM636				2,201	3016	NA	NA
Qualcomm Technologies, Inc SDM660				2,436	2872	NA	NA
Qualcomm Technologies, Inc SDM662				2,237	2999	NA	NA
Qualcomm Technologies, Inc SDM665				2,389	2898	NA	NA
Qualcomm Technologies, Inc SDM670				2,562	2803	NA	NA
Qualcomm Technologies, Inc SDM710				2,709	2721	NA	NA
Qualcomm Technologies, Inc SDM712				2,608	2776	NA	NA
Qualcomm Technologies, Inc SDM720G				3,285	2472	NA	NA
Qualcomm Technologies, Inc SDM730G AIE				3,421	2408	NA	NA
Qualcomm Technologies, Inc SDM750G				4,350	2140	NA	NA
Qualcomm Technologies, Inc SDM765G 5G				3,425	2404	NA	NA
Qualcomm Technologies, Inc SDM778G				5,553	1896	NA	NA
Qualcomm Technologies, Inc SDM845				3,393	2418	NA	NA

CPU Name					CPU Mark (higher is better)	Rank (lower is better)	CPU Value (higher is better)	Price (USD)
CPU Benchmarks	Video Card Benchmarks	Hard Drive Benchmarks	Memory Benchmarks	PC Benchmarks	Software Marketshare	Database Benchmarks	Android Benchmarks	iOS Benchmarks
Qualcomm Technologies, Inc SM4250					2,120	3065	NA	NA
Qualcomm Technologies, Inc SM4350					3,087	2558	NA	NA
Qualcomm Technologies, Inc SM6125					2,277	2964	NA	NA
Qualcomm Technologies, Inc SM6150					2,937	2626	NA	NA
Qualcomm Technologies, Inc SM6225					2,692	2728	NA	NA
Qualcomm Technologies, Inc SM6375					4,266	2160	NA	NA
Qualcomm Technologies, Inc SM7125					3,377	2428	NA	NA
Qualcomm Technologies, Inc SM7150					3,271	2482	NA	NA
Qualcomm Technologies, Inc SM7225					3,390	2424	NA	NA
Qualcomm Technologies, Inc SM7250					3,459	2392	NA	NA
Qualcomm Technologies, Inc SM7325					6,431	1714	NA	NA
Qualcomm Technologies, Inc SM8150					4,596	2082	NA	NA
Qualcomm Technologies, Inc SM8150 Plus					4,212	2173	NA	NA
Qualcomm Technologies, Inc SM8150P					4,495	2102	NA	NA
Qualcomm Technologies, Inc SM8250					5,858	1827	NA	NA
Qualcomm Technologies, Inc SM8250 AC					6,416	1717	NA	NA
Qualcomm Technologies, Inc SM8350					6,117	1778	NA	NA
Qualcomm Technologies, Inc SM8350AC					6,588	1682	NA	NA
Qualcomm Technologies, Inc TRINKET					2,456	2858	NA	NA
Qualcomm Technologies, Inc TRINKET-IOT					2,559	2807	NA	NA
Qualcomm Technologies, Inc. MSM8940-PMI8940 MTP					1,426	3537	NA	NA
redwood based Qualcomm Technologies, Inc. SM7325					6,448	1711	NA	NA
Renoir based on Qualcomm Technologies, Inc SM7350					4,869	2032	NA	NA
RK30board					198	4891	NA	NA
rk3399					2,046	3106	NA	NA
rk3566					595	4394	NA	NA
RK3568 AIoT3568 Board V2.1-AD52068, LVDS(8775), HD					1,178	3744	NA	NA
ROC-RK3568-PC HDMI (Android)					1,197	3727	NA	NA
Rockchip (Device Tree)					666	4318	NA	NA
Rockchip RK					1,246	3678	NA	NA
Rockchip RK3228A					314	4728	NA	NA

CPU Name					CPU Mark (higher is better)	Rank (lower is better)	CPU Value (higher is better)	Price (USD)
CPU Benchmarks	Video Card Benchmarks	Hard Drive Benchmarks	Memory Benchmarks	PC Benchmarks	Software Marketshare	Database Benchmarks	Android Benchmarks	iOS Benchmarks
Rockchip RK3288 (Flattened Device Tree)					515	4494	NA	NA
Rockchip RK3326					436	4562	NA	NA
Rockchip rk3326 863 rkisp1 board					365	4651	NA	NA
Rockchip rk3326 evb board					463	4543	NA	NA
Rockchip RK3328					319	4715	NA	NA
Rockchip RK3328 box liantong avb					491	4513	NA	NA
Rockchip RK3368					827	4118	NA	NA
Rockchip RK3399					2,925	2633	NA	NA
Rockchip RK3399 Board (Android)					1,456	3511	NA	NA
Rockchip RK3399 EVB IND LPDDR4 Board lvds (Android					1,862	3228	NA	NA
Rockchip RK3399 Excavator Board edp avb (Android)					1,533	3463	NA	NA
Rockchip RK3399 Generic Board edp (Android)					391	4625	NA	NA
Rockchip RK3528 DEMO4 DDR4 V10 Board					888	4042	NA	NA
Rockchip RK3562					1,057	3874	NA	NA
Rockchip RK3566					922	4007	NA	NA
Rockchip RK3566 BOX DEMO V10 ANDROID Board					1,093	3828	NA	NA
Rockchip RK3566 EVB1 DDR4 V10 Board					751	4210	NA	NA
Rockchip RK3566 EVB2 LP4X V10 Board					951	3982	NA	NA
Rockchip RK3566 EVB2 LP4X V10 Board PDM Mic Array					337	4687	NA	NA
Rockchip RK3566 EVB3 DDR3 V10 Board					994	3937	NA	NA
Rockchip RK3566 HD15 Board					1,160	3766	NA	NA
Rockchip RK3566 RK817 EINK LP4X Board					667	4316	NA	NA
Rockchip RK3566 RK817 TABLET LP4X Board					1,021	3912	NA	NA
Rockchip RK3566 RK817 TABLET RKG11 LP4 Board					686	4291	NA	NA
Rockchip RK3566 RK817 ZIDOO TABLET LP4X Board					795	4152	NA	NA
Rockchip RK3568					1,172	3751	NA	NA
Rockchip RK3568 EVB1 DDR4 V10 Board					1,082	3846	NA	NA
Rockchip RK3568 EVB2 LP4X V10 Board					915	4011	NA	NA
Rockchip RK3568 EVB7 DDR4 V10 Board					1,106	3815	NA	NA
Rockchip RK3576					3,885	2263	NA	NA
Rockchip RK3588					4,525	2096	NA	NA

CPU Name					CPU Mark (higher is better)	Rank (lower is better)	CPU Value (higher is better)	Price (USD)
CPU Benchmarks	Video Card Benchmarks	Hard Drive Benchmarks	Memory Benchmarks	PC Benchmarks	Software Marketshare	Database Benchmarks	Android Benchmarks	iOS Benchmarks
Samsung "Exynos 9610"					3,168	2521	NA	NA
Samsung A04S EUR OPEN REV03C board based on EXYNOS					2,452	2860	NA	NA
Samsung A13 EUR OPEN REV02B board based on EXYNOS8					1,230	3689	NA	NA
Samsung A13 USA SINGLE REV02B board based on EXYNO					1,528	3470	NA	NA
SAMSUNG EXPRESS2					233	4846	NA	NA
Samsung Exynos					2,423	2882	NA	NA
Samsung EXYNOS5420					704	4271	NA	NA
Samsung EXYNOS5430					1,380	3573	NA	NA
Samsung EXYNOS5433					1,178	3745	NA	NA
SAMSUNG Exynos7420					2,050	3104	NA	NA
SAMSUNG Exynos7580					910	4021	NA	NA
Samsung Exynos7870					2,093	3077	NA	NA
samsung exynos7885					2,496	2836	NA	NA
Samsung Exynos 850					2,071	3093	NA	NA
Samsung Exynos 980					4,584	2083	NA	NA
Samsung Exynos 990					6,108	1780	NA	NA
Samsung Exynos 2100					5,502	1912	NA	NA
Samsung Exynos 7420					2,164	3042	NA	NA
Samsung Exynos 7570					473	4532	NA	NA
Samsung Exynos 7580					878	4054	NA	NA
Samsung Exynos 7870					1,035	3897	NA	NA
Samsung Exynos 7880					1,818	3261	NA	NA
Samsung Exynos 7884					1,576	3428	NA	NA
Samsung Exynos 7885					1,842	3246	NA	NA
Samsung Exynos 7904					1,835	3248	NA	NA
Samsung Exynos 8890					2,591	2782	NA	NA
Samsung Exynos 8895					3,163	2524	NA	NA
Samsung Exynos 9610					2,268	2973	NA	NA
Samsung Exynos 9611					2,568	2797	NA	NA
Samsung Exynos 9810					3,772	2298	NA	NA
Samsung Exynos 9820					3,965	2236	NA	NA

CPU Name				CPU Mark (higher is better)	Rank (lower is better)	CPU Value (higher is better)	Price (USD)
Hard Drive Benchmarks	Memory Benchmarks	PC Benchmarks	Software Marketshare	Database Benchmarks	Android Benchmarks	iOS Benchmarks	
<u>Samsung GrandPrimePlus LTE LTN DTV rev04 board bas</u>				599	4390	NA	NA
<u>Samsung GrandPrimePlus LTE LTN OPEN rev04 board ba</u>				415	4589	NA	NA
<u>Samsung J7 Max LTE SWA board based on MT6757V/ WL</u>				928	4003	NA	NA
<u>SAMSUNG JF</u>				537	4465	NA	NA
<u>Samsung M13 EUR OPEN REV02 board based on EXYNOS85</u>				1,425	3539	NA	NA
<u>Samsung M13 SWA INS 00 board based on EXYNOS850</u>				1,269	3656	NA	NA
<u>Samsung s5e8535</u>				4,537	2093	NA	NA
<u>Samsung s5e8825</u>				4,488	2104	NA	NA
<u>Samsung s5e8835</u>				6,002	1807	NA	NA
<u>Samsung s5e8845</u>				7,046	1606	NA	NA
<u>Samsung s5e8855</u>				7,933	1481	NA	NA
<u>Samsung s5e9925</u>				6,463	1708	NA	NA
<u>Samsung s5e9945</u>				10,915	1222	NA	NA
<u>SAMSUNG SERRANO</u>				266	4797	NA	NA
<u>Samsung Technologies, Inc Exynos E1080</u>				4,846	2038	NA	NA
<u>SM6375</u>				4,441	2113	NA	NA
<u>SM7325</u>				6,074	1786	NA	NA
<u>SM8325</u>				5,629	1874	NA	NA
<u>SM8350</u>				6,134	1774	NA	NA
<u>SM8450</u>				4,896	2029	NA	NA
<u>SMDK4x12</u>				3,006	2590	NA	NA
<u>Snapdragon 7c @ 1.96 GHz</u>				3,712	2313	NA	NA
<u>Snapdragon 7c @ 2.40 GHz</u>				3,423	2406	NA	NA
<u>Snapdragon 7c Gen 2 @ 2.55 GHz</u>				3,853	2274	NA	NA
<u>Snapdragon 7cPlus Gen 3 @ 2.40 GHz</u>				6,028	1798	NA	NA
<u>Snapdragon 8 Gen2 Mobile Platform for Galaxy</u>				9,362	1335	NA	NA
<u>Snapdragon 8c @ 2.46 GHz</u>				5,230	1971	NA	NA
<u>Snapdragon 8cx @ 2.84 GHz</u>				5,088	1999	NA	NA
<u>Snapdragon 8cx Gen 2 @ 3.0 GHz</u>				6,796	1648	NA	NA

CPU Name					CPU Mark (higher is better)	Rank (lower is better)	CPU Value (higher is better)	Price (USD)
CPU Benchmarks	Video Card Benchmarks	Hard Drive Benchmarks	Memory Benchmarks	PC Benchmarks	Software Marketshare	Database Benchmarks	Android Benchmarks	iOS Benchmarks
Snapdragon 8cx Gen 3 @ 3.0					1,811	3265	NA	NA
Snapdragon 8cx Gen 3 @ 3.0 GHz					11,796	1165	NA	NA
Snapdragon 435					1,069	3862	NA	NA
Snapdragon 662					2,431	2874	NA	NA
Snapdragon 835					2,211	3011	NA	NA
Snapdragon 835 @ 2.45 GHz					3,524	2369	NA	NA
Snapdragon 845 @ 2.8 GHz					3,446	2395	NA	NA
Snapdragon 850 @ 2.40 GHz					2,946	2622	NA	NA
Snapdragon 850 @ 2.96 GHz					3,326	2451	NA	NA
Snapdragon 855 @ 2.84 GHz					5,070	2005	NA	NA
Snapdragon 860 @ 2.96 GHz					4,804	2047	NA	NA
Snapdragon 7325					5,561	1894	NA	NA
Snapdragon 8350					4,613	2081	NA	NA
Sony Mobile fusion3					428	4571	NA	NA
Spreadtrum SC7731e					329	4706	NA	NA
Spreadtrum SC9832E					519	4486	NA	NA
Spreadtrum SC9853I-IA					748	4215	NA	NA
Spreadtrum SC9863A					1,434	3528	NA	NA
Spreadtrum SC9863A Board					1,671	3356	NA	NA
Spreadtrum T310					1,585	3417	NA	NA
Spreadtrum T603					1,765	3305	NA	NA
Spreadtrum T606					2,771	2692	NA	NA
Spreadtrum T610					2,747	2702	NA	NA
Spreadtrum T612					3,002	2593	NA	NA
Spreadtrum T615					2,993	2597	NA	NA
Spreadtrum T616					2,962	2617	NA	NA
Spreadtrum T618					2,931	2630	NA	NA
Spreadtrum T620					3,325	2452	NA	NA
Spreadtrum T760					5,076	2004	NA	NA
Spreadtrum T765					4,695	2062	NA	NA
Spreadtrum T820					5,482	1918	NA	NA
Spreadtrum UIS7885(prototype)					5,633	1872	NA	NA

CPU Name					CPU Mark (higher is better)	Rank (lower is better)	CPU Value (higher is better)	Price (USD)
CPU Benchmarks	Video Card Benchmarks	Hard Drive Benchmarks	Memory Benchmarks	PC Benchmarks	Software Marketshare	Database Benchmarks	Android Benchmarks	iOS Benchmarks
<u>sun8iw11p1</u>					335	4690	NA	NA
<u>sun50iw1p1</u>					559	4441	NA	NA
<u>sun50iw6</u>					498	4507	NA	NA
<u>Synaptics VS640</u>					862	4076	NA	NA
<u>T606</u>					2,824	2675	NA	NA
<u>T610-Unisoc</u>					2,565	2800	NA	NA
<u>T610S-Unisoc</u>					2,781	2687	NA	NA
<u>T618</u>					2,772	2691	NA	NA
<u>T700-Unisoc</u>					2,398	2894	NA	NA
<u>taoyao based Qualcomm Technologies, Inc. Yupik IDP</u>					6,359	1730	NA	NA
<u>Thor</u>					839	4106	NA	NA
<u>tn8</u>					1,027	3904	NA	NA
<u>UGOOS UT8 Board</u>					1,152	3778	NA	NA
<u>UIS7862A</u>					2,638	2757	NA	NA
<u>Unisoc SC7731e</u>					337	4686	NA	NA
<u>Unisoc SC9832e</u>					500	4504	NA	NA
<u>Unisoc SC9863a</u>					1,433	3530	NA	NA
<u>Unisoc SC9863A1</u>					1,399	3557	NA	NA
<u>Unisoc T310</u>					1,421	3544	NA	NA
<u>Unisoc T606</u>					2,645	2752	NA	NA
<u>Unisoc T610</u>					2,812	2679	NA	NA
<u>Unisoc T612</u>					2,632	2762	NA	NA
<u>Unisoc T616</u>					3,152	2529	NA	NA
<u>Unisoc T618</u>					2,575	2794	NA	NA
<u>Unisoc T700</u>					2,644	2754	NA	NA
<u>Unisoc UIS7862S</u>					2,739	2705	NA	NA
<u>Unisoc UIS8581A</u>					1,704	3335	NA	NA
<u>Unisoc UIS8581E</u>					1,279	3644	NA	NA
<u>Unisoc ums312</u>					972	3960	NA	NA
<u>Unisoc ums512</u>					2,601	2779	NA	NA
<u>Unisoc ums9230</u>					2,266	2975	NA	NA
<u>Unisoc ums9230H</u>					2,924	2634	NA	NA

CPU Name					CPU Mark (higher is better)	Rank (lower is better)	CPU Value (higher is better)	Price (USD)
CPU Benchmarks	Video Card Benchmarks	Hard Drive Benchmarks	Memory Benchmarks	PC Benchmarks	Software Marketshare	Database Benchmarks	Android Benchmarks	iOS Benchmarks
<u>UNIVERSAL3475</u>					310	4734	NA	NA
<u>vendor Kirin710</u>					2,830	2672	NA	NA
<u>vendor Kirin810</u>					4,219	2171	NA	NA
<u>vendor Kirin820</u>					4,947	2022	NA	NA
<u>vendor Kirin970</u>					3,043	2574	NA	NA
<u>vendor Kirin980</u>					5,245	1965	NA	NA
<u>vendor Kirin985</u>					5,481	1919	NA	NA
<u>vendor Kirin990</u>					6,132	1775	NA	NA
<u>vendor Kirin9000</u>					6,914	1630	NA	NA
<u>vendor Kirin9000E</u>					7,141	1589	NA	NA
<u>Venus based on Qualcomm Technologies, Inc SM8350</u>					5,398	1933	NA	NA
<u>VIA C7-D 1800MHz</u>					150	4967	NA	NA
<u>VIA C7-M 1200MHz</u>					112	5014	NA	NA
<u>VIA C7-M 1600MHz</u>					116	5009	NA	NA
<u>VIA C7-M 6300MHz</u>					145	4972	NA	NA
<u>VIA Eden 1000MHz</u>					80	5031	NA	NA
<u>VIA Eden 1200MHz</u>					93	5025	NA	NA
<u>VIA Eden C1050@1.06GHz</u>					263	4800	NA	NA
<u>VIA Eden X2 U4200 @ 1.0+ GHz</u>					327	4708	NA	NA
<u>VIA Eden X4 C4250 @ 1.2+GHz</u>					904	4030	NA	NA
<u>VIA Esther 1000MHz</u>					95	5024	NA	NA
<u>VIA Esther 1500MHz</u>					135	4986	NA	NA
<u>VIA Nano L2007@1600MHz</u>					238	4834	NA	NA
<u>VIA Nano L2100@1800MHz</u>					279	4775	NA	NA
<u>VIA Nano L2207@1600MHz</u>					165	4942	NA	NA
<u>VIA Nano U2250 (1.6GHz Capable)</u>					187	4913	NA	NA
<u>VIA Nano U2250@1300+MHz</u>					179	4928	NA	NA
<u>VIA Nano U2500@1200MHz</u>					199	4890	NA	NA
<u>VIA Nano U3500@1000MHz</u>					184	4916	NA	NA
<u>VIA Nano X2 U4025 @ 1.2 GHz</u>					400	4613	NA	NA
<u>VIA Nehemiah</u>					101	5018	NA	NA
<u>VIA QuadCore C4650@2.0GHz</u>					1,352	3590	NA	NA

		CPU Name	CPU Mark (higher is better)	Rank (lower is better)	CPU Value (higher is better)	Price (USD)		
CPU Benchmarks	Video Card Benchmarks	Hard Drive Benchmarks	Memory Benchmarks	PC Benchmarks	Software Marketshare	Database Benchmarks	Android Benchmarks	iOS Benchmarks
		<u>Vili based on Qualcomm Technologies, Inc SM8350</u>			5,296	1957	NA	NA
		<u>Virtual @ 2.32GHz</u>			1,826	3252	NA	NA
		<u>Virtual @ 2.56GHz</u>			3,778	2297	NA	NA
		<u>Virtual @ 2.70GHz</u>			3,503	2377	NA	NA
		<u>Virtual @ 2.95GHz</u>			3,478	2384	NA	NA
		<u>Virtual @ 3.24GHz</u>			11,866	1160	NA	NA
		<u>Virtual @ 3.41GHz</u>			13,397	1070	NA	NA
		<u>Virtual @ 3.80GHz</u>			17,386	861	NA	NA
		<u>Welcome SC9863A</u>			1,718	3328	NA	NA
		<u>XTRONS IX</u>			1,266	3660	NA	NA
		<u>Z3-6540M@2.1GHz</u>			1,599	3410	NA	NA
		<u>ZHAOXIN KaiXian KX-6640A@2.6GHz</u>			1,617	3394	NA	NA
		<u>ZHAOXIN KaiXian KX-6640MA@2.1+GHz</u>			1,597	3411	NA	NA
		<u>ZHAOXIN KaiXian KX-6640MA@2.2+GHz</u>			1,566	3433	NA	NA
		<u>ZHAOXIN KaiXian KX-7000</u>			6,358	1731	NA	NA
		<u>ZHAOXIN KaiXian KX-U6580@2.5GHz</u>			3,227	2503	NA	NA
		<u>ZHAOXIN KaiXian KX-U6780@2.7GHz</u>			3,693	2321	NA	NA
		<u>ZHAOXIN KaiXian KX-U6780A@2.7GHz</u>			3,349	2442	NA	NA
		<u>ZHAOXIN KaiXian ZX-C+ C4700@2.0GHz</u>			1,547	3451	NA	NA
		<u>ZHAOXIN KaiXian ZX-D D4600@2.0GHz</u>			1,492	3495	NA	NA
		<u>ZHAOXIN Z3-6540M@2.1+GHz</u>			1,378	3574	NA	NA
		<u>天玑900</u>			4,259	2163	NA	NA

* - Last price seen from our affiliates.

Software

Hardware

Benchmarks

About Us

Services

International

[BurnInTest](#)

[USB3.0](#)

[CPU](#)

[Company](#)

[Store](#)

[Disclaimer](#)

[PerformanceTest](#)

[Loopback
Plugs](#)

[Benchmarks](#)

[Contact Us](#)

[Support](#)

[Refunds](#)

[OSForensics](#)

[USB2.0](#)

[Video Card
Benchmarks](#)

[The Press
Room](#)

[Forums](#)

[Privacy](#)

[MemTest86](#)

[Loopback
Plugs](#)

[Hard Drive
Benchmarks](#)

[Compliance](#)

Social 

[WirelessMon](#)

[PCIe Test
Cards](#)


[RAM
Benchmarks](#)

[Management
Console](#)

[USB Power
Delivery Tester](#)

[PC Systems](#)

[Zoom Search](#)

<u>Engine</u> <u>Free Software</u>		<u>Serial and</u> <u>Parallel</u> <u>Loopback</u> <u>Test</u>	<u>Benchmarks</u> <u>Software</u> <u>Marketshare</u>						
CPU Benchmarks	Video Card Benchmarks	Hard Drive Benchmarks	Memory Benchmarks	PC Benchmarks	Software Marketshare	Database Benchmarks	Android Benchmarks	iOS Benchmarks	
			<u>Internet</u> <u>Bandwidth</u>						

Copyright © 2025 PassMark® Software

